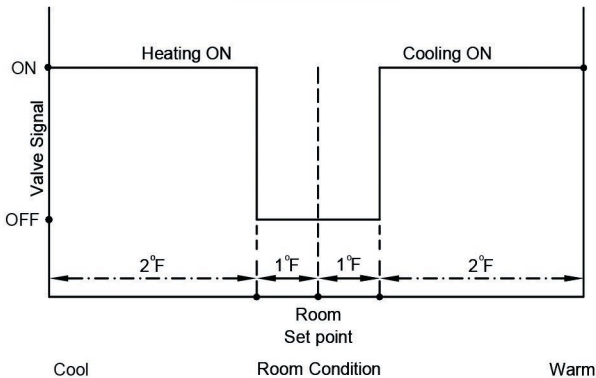


### LEGEND

- FACTORY ELECTRICAL WIRING
- - - - - FIELD ELECTRICAL WIRING

### CONTROL GRAPH



### Sequence of Operation -- On/Off Heating or Cooling with Heat/Cool Changeover

\*\*If no HCCO sensor is present, the controller assumes chilled water supply at all times\*\*

**Cooling:** On an increase in room temperature above the room set point, the controller opens the hydronic valve to allow cold water to flow through the radiant device, if the system water is hot, the valve will remain closed. On a decrease in room temperature below the cooling proportional band, the hydronic valve closes.

**Heating:** On an decrease in room temperature below the room set point, the controller opens the hydronic valve to allow hot water to flow through the radiant device, if system water is cold, the valve will remain closed. On an increase in room temperature above the heating proportional band, the hydronic valve closes.

**Deadband:** When the room is satisfied, the valve is in the closed position, preventing any water flow to the beam.

**Condensate Sensor:** When the switch is closed (upon detection of condensation), the controller will close the hydronic valve to stop the flow of water to the beam. The status of the sensor is reported over BACnet.

\*If valve has been closed for 10 hours (adjustable) it will be opened for a maximum of 5 minutes to determine if water supply temperature has changed.

Visit [disio.io/setup](http://disio.io/setup) for free Disio Setup software for Windows computers.

PROJECT:

ENGINEER:

CUSTOMER:

SUBMITTAL DATE:

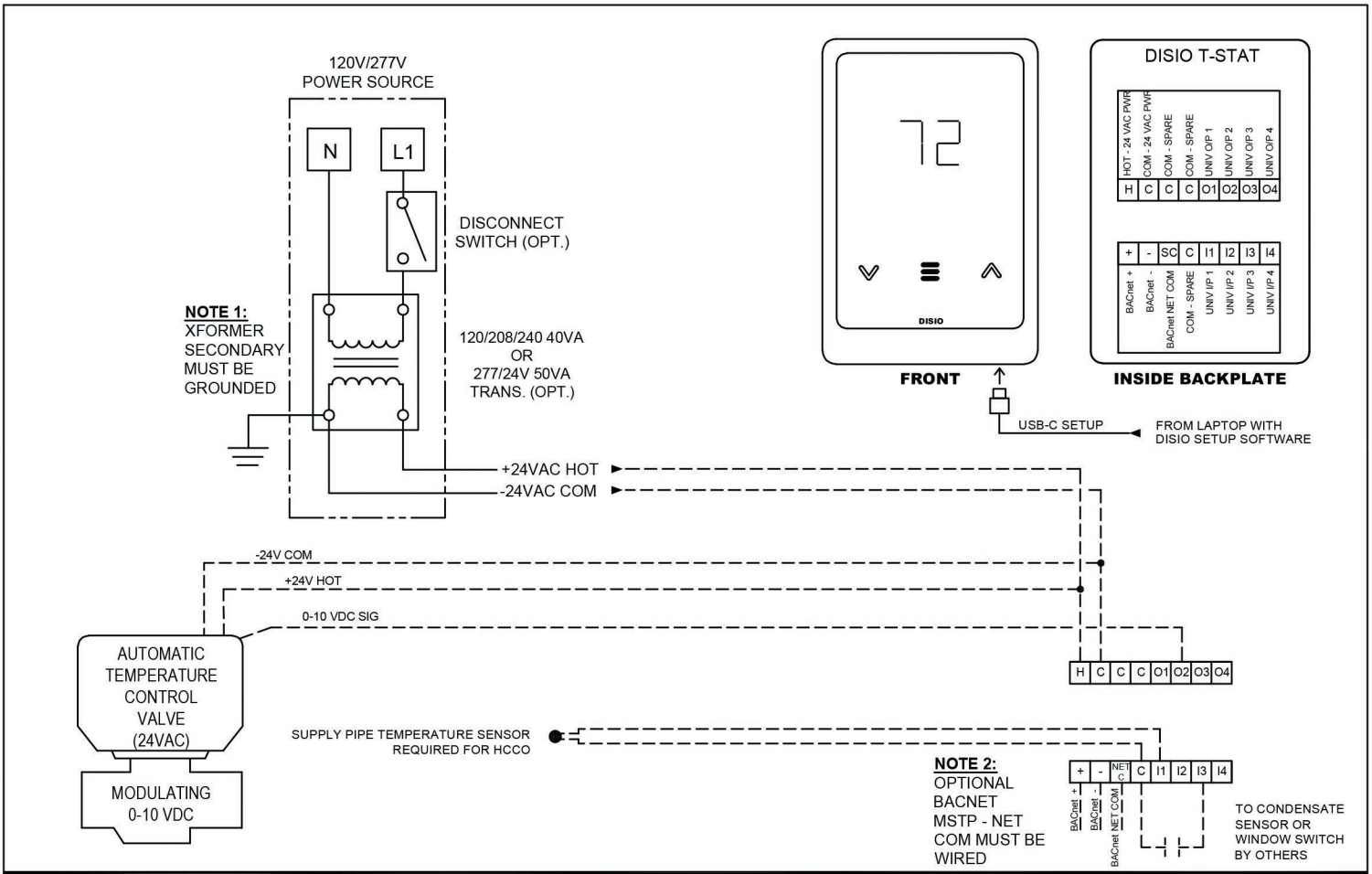
SPEC. SYMBOL:

# PRICE®

**HYDRONIC SYSTEMS**  
**DISIO DISPLAY**  
2-PIPE SYSTEM  
2-PIPE BIN HCCO

274897

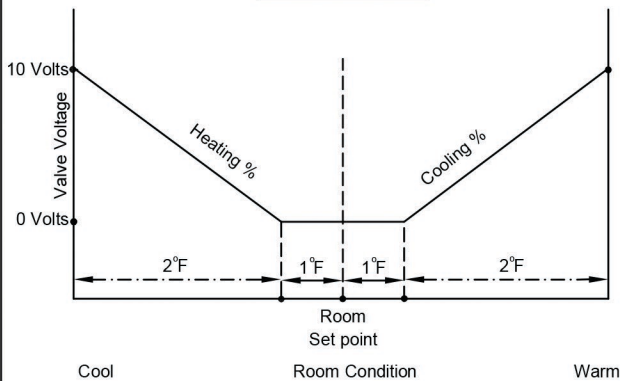
2023/03/14



**LEGEND**

- FACTORY ELECTRICAL WIRING
- - - - - FIELD ELECTRICAL WIRING

**CONTROL GRAPH**



**Sequence of Operation -- Modulating Heating or Cooling**

**Cooling:** On an increase in room temperature above the room set point, the controller will modulate the hydronic valve open to allow cold water to flow through the radiant device. If the system water is hot, the valve will remain closed. On a decrease in room temperature below the cooling proportional band, the controller will modulate the hydronic valve closed.

**Heating:** On an decrease in room temperature below the room set point, the controller will modulate the hydronic valve open to allow hot water to flow through the radiant device. If system water is cold, the valve will remain closed. On an increase in room temperature above the heating proportional band, the controller will modulate the hydronic valve closed.

**Deadband:** When the room is satisfied, the valve is in the closed position, preventing any water flow to the beam.

\*If valve has been closed for 10 hours (adjustable) it will be opened for a maximum of 5 minutes to determine if water supply temperature has changed. Visit [disio.io/setup](http://disio.io/setup) for free Disio Setup software for Windows computers.

**PROJECT:**

**ENGINEER:**

**CUSTOMER:**

**SUBMITTAL DATE:**

**SPEC. SYMBOL:**

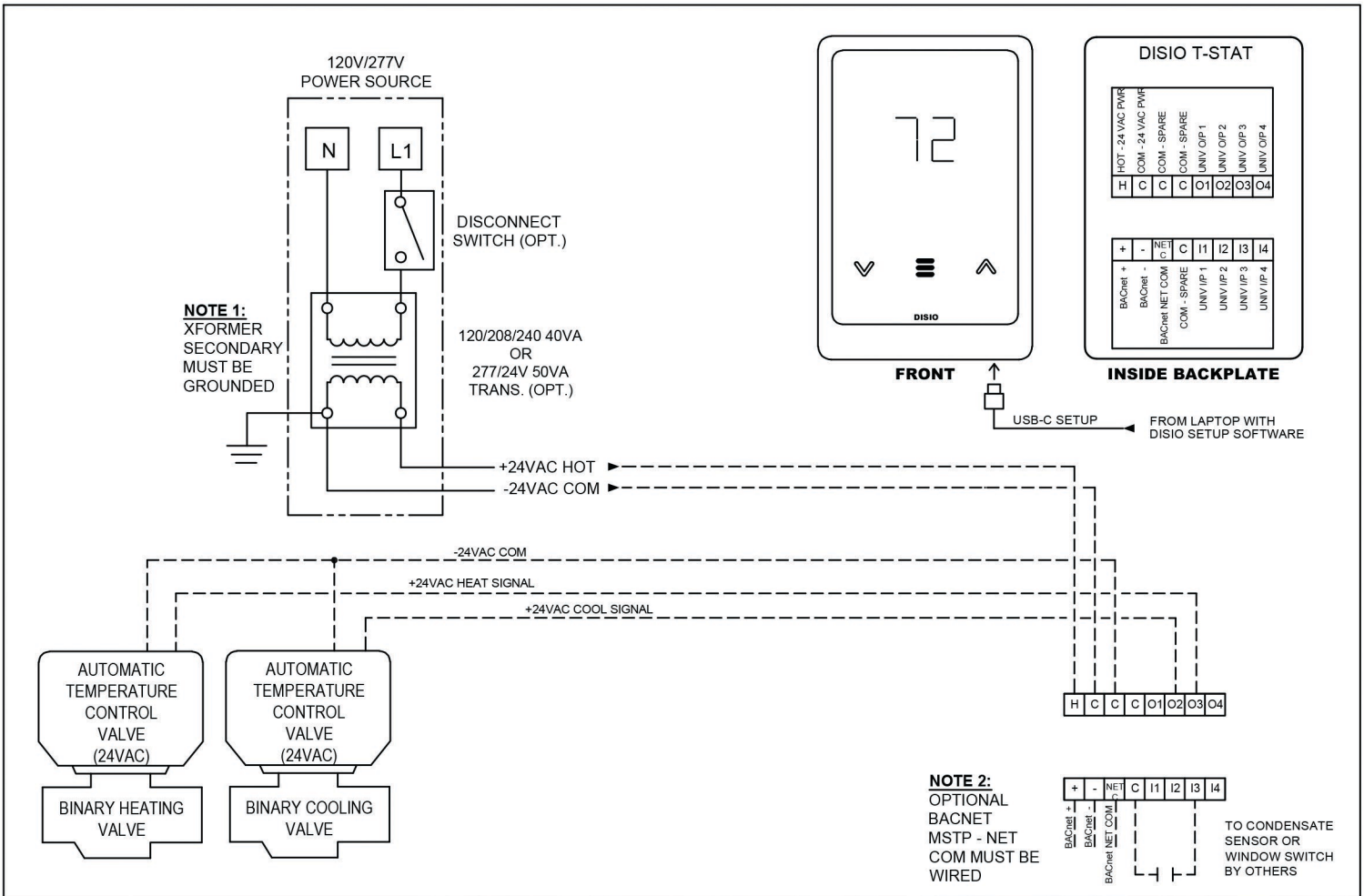


*Handwritten signature*

**HYDRONIC SYSTEMS  
DISIO DISPLAY  
2 PIPE SYSTEM  
2-PIPE MOD HCCO**

274898

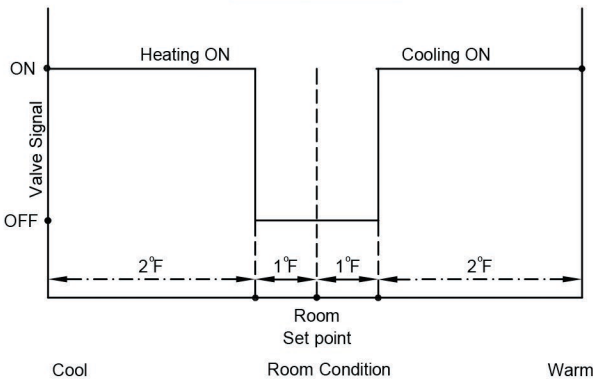
2022/03/14



### LEGEND

- FACTORY ELECTRICAL WIRING
- - - - - FIELD ELECTRICAL WIRING

### CONTROL GRAPH



### Sequence of Operation -- On/Off Heating & On/Off Cooling

**Cooling:** On an increase in room temperature above the room set point, the controller will open the cooling valve to allow cold water to flow through the radiant device. On a decrease in room temperature below the cooling proportional band, the controller will close the cooling valve.

**Heating:** On an decrease in room temperature below the room set point, the controller will open the heating valve to allow hot water to flow through the radiant device. On a increase in room temperature above the heating proportional band, the controller will close the heating valve.

**Deadband:** When the room is satisfied, both valves are in the closed position, preventing any water flow to the beam.

**Condensate Sensor:** When the switch is closed (upon detection of condensation), the controller will keep the hydronic valves closed to stop the flow of water to the beam. The status of the sensor is reported over BACnet.

Visit [disio.io/setup](http://disio.io/setup) for free DISIO Setup Software compatible with Windows.

**PROJECT:**

**ENGINEER:**

**CUSTOMER:**

**SUBMITTAL DATE:**

**SPEC. SYMBOL:**

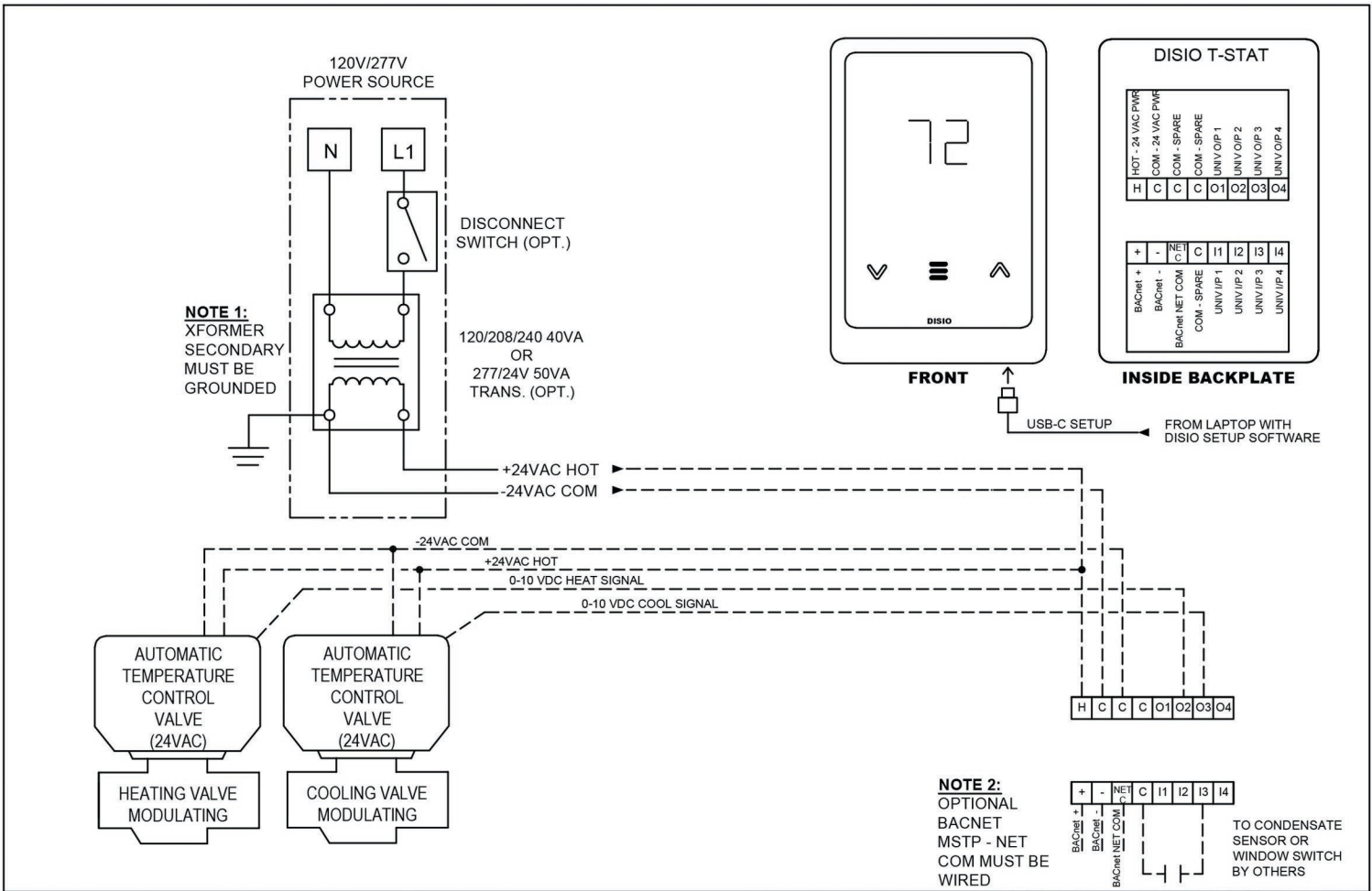
# PRICE®

*[Signature]*

**HYDRONIC SYSTEMS**  
**DISIO DISPLAY**  
4-PIPE SYSTEM  
4-PIPE BINARY

274899

2023/03/14



**LEGEND**

- FACTORY ELECTRICAL WIRING
- - - - - FIELD ELECTRICAL WIRING

**Sequence of Operation -- Modulating Heating & Modulating Cooling**

**Cooling:** On an increase in room temperature above the room set point, the controller will modulate the cooling valve open to allow cold water to flow through the radiant device. On a decrease in room temperature below the cooling proportional band, the controller modulates the cooling valve closed.

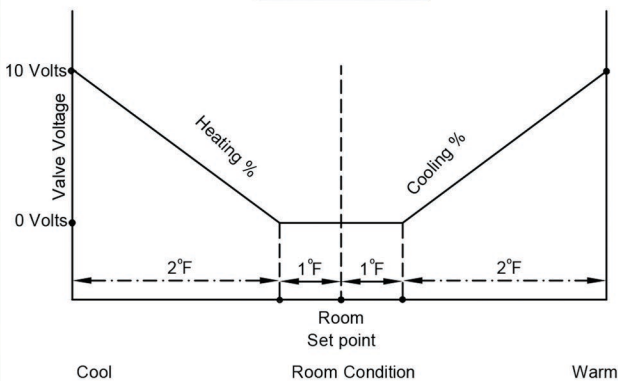
**Heating:** On a decrease in room temperature below the room set point, the controller will modulate the heating valve open to allow hot water to flow through the radiant device. On an increase in room temperature above the heating proportional band, the controller modulates the heating valve closed.

**Deadband:** When the room is satisfied, both valves are in the closed position, preventing any water flow to the beam.

**Condensate Sensor:** When the switch is closed (upon detection of condensation), the controller will keep the hydronic valves closed to stop the flow of water to the beam. The status of the sensor is reported over BACnet.

Visit [disio.io/setup](http://disio.io/setup) for free DISIO Setup Software compatible with Windows.

**CONTROL GRAPH**



**PROJECT:**

**ENGINEER:**

**CUSTOMER:**

**SUBMITTAL DATE:**

**SPEC. SYMBOL:**



*Handwritten initials/signature*

274900

2023/03/14

**HYDRONIC SYSTEMS  
DISIO DISPLAY  
4 PIPE SYSTEM  
4-PIPE MODULATING**