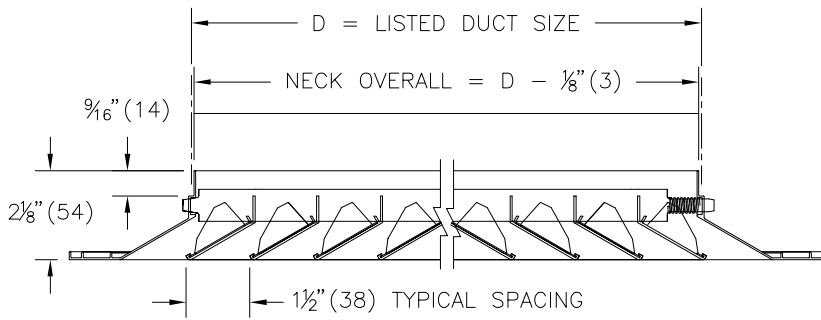


**AMDEX EXTRUDED ALUMINUM LOUVER FACE DIFFUSER WITH INDUCTION VANES**



**OPTIONS:**

- 3L COATED STEEL OPPOSED BLADE DAMPER (FACE OPERABLE, SHIPPED LOOSE)
- 3LAL ALUMINUM OPPOSED BLADE DAMPER (FACE OPERABLE, SHIPPED LOOSE)
- SR SQUARE TO ROUND ADAPTOR (SHIPPED LOOSE)
- SR3L SQUARE TO ROUND ADAPTOR (SHIPPED LOOSE) WITH STEEL OPPOSED BLADE DAMPER (MOUNTED TO DIFFUSER)
- SR3AL SQUARE TO ROUND ADAPTOR (SHIPPED LOOSE) WITH ALUM OPPOSED BLADE DAMPER (MOUNTED TO DIFFUSER)
- SR3LAL SQUARE TO ROUND ADAPTOR (SHIPPED LOOSE) WITH FACE OPERABLE ALUMINUM DAMPER

**MATERIAL:**

- EXTRUDED ALUMINUM
- ALL PANELS ARE STEEL CONSTRUCTION EXCEPT 3PA (ALUMINUM)

**FINISH:**

- B12 WHITE
- OTHER FINISHES AVAILABLE \_\_\_\_\_

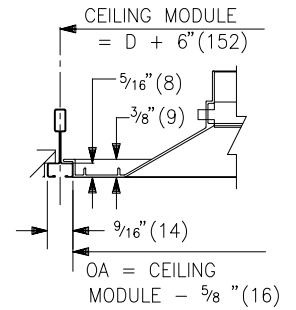
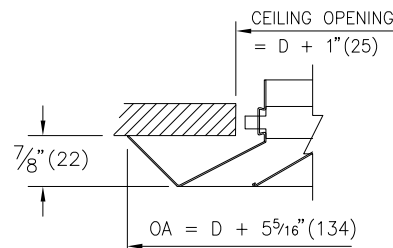
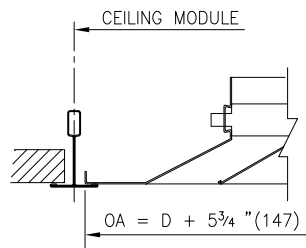
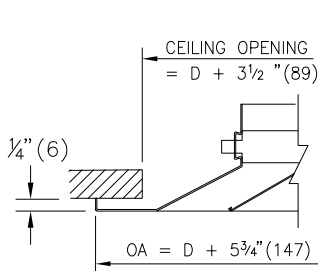
**FRAMES:**

**1 SURFACE MOUNT**

**36 T-BAR**

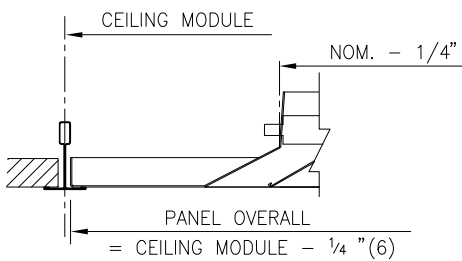
**6 BEVELLED**

**17 FINELINE**

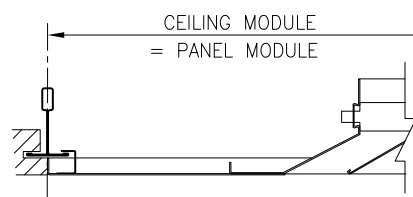


**PANELS:**

- 3P T-BAR**
- 3PA**

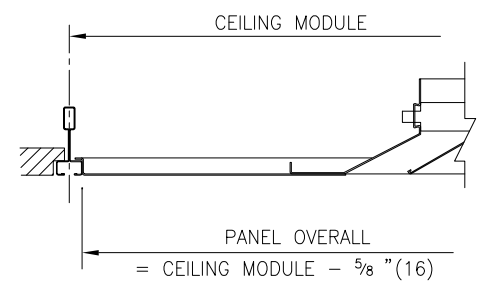


**4P SPLINE**



FOR RECTANGULAR PANEL OPENING, SHORT SIDE OF THE PANEL OPENING PARALLEL TO T-BAR DIRECTION SPLINES ON TWO OPPOSITE SIDES ONLY SPECIFY WHICH SIDES

**17P FINELINE**



ALL METRIC DIMENSIONS ( ) ARE SOFT CONVERTED. IMPERIAL DIMENSIONS ARE CONVERTED TO METRIC AND ROUNDED TO THE NEAREST MILLIMETER.

**PROJECT:**



**ENGINEER:**



**CUSTOMER:**

246223

**SUBMITTAL DATE:**

**SPEC. SYMBOL:**

2007/03/14

**AMDEX**  
EXTRUDED ALUMINUM  
LOUVER FACE DIFFUSER  
WITH INDUCTION VANES

**AVAILABLE DIFFUSER SIZES:**

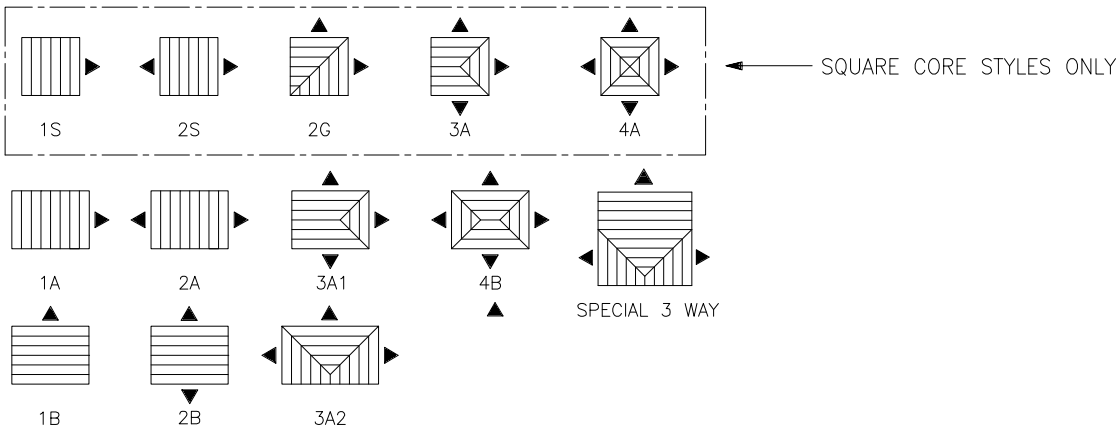
1 SURFACE MOUNT & 6 BEVELLED	
MIN. SQUARE NECK 6x6 (152x152)	MIN. ROUND NECK 4 (102)
MAX. SQUARE NECK 24x24 (610x610)	MAX. ROUND NECK 24 (610)

CEILING MODULE	17 FINELINE	
	SQUARE NECK	ROUND NECK
12x12 (305x305)	6x6 (152x152)	4,5,6 (102,127,152)
24x12 (610x305)	18x6 (457x152)	6 (152)
24x24 (610x610)	18x18 (457x457)	8,10,12,14,15,16,18 (203,254,305,357,381,406,457)

CEILING MODULE	36 T-BAR	
	SQUARE NECK	ROUND NECK
12x12 (305x305)	6x6 (152x152)	4,5,6 (102,127,152)
24x12 (610x305)	18x6 (457x152)	6 (152)
24x24 (610x610)	18x18 (457x457)	8,10,12,14,15,16,18 (203,254,305,357,381,406,457)
30x30 (762x762)	24x24 (610x610)	12,14,15,16,18,20,22,24 (305,357,381,406,457,508,559,610)

CEILING MODULE	3P/3PA T-BAR PANEL, 4P SPLINE & 17P FINELINE PANEL		
	SQUARE NECK	RECTANGULAR NECK	ROUND NECK
24x24 (610x610)	6x6,9x9,12x12,15x15 (152x152,229x229,305x305,381x381)	15x12,15x9,15x6,12x9,12x6,9x6 (381x305,381x229,381x152, 305x229,305x152,229x152)	4,5,6,7,8,9,10,12,14,15 (102,127,152,178,203, 229,254,305,357,381)

**AVAILABLE CORE STYLES:**



ALL METRIC DIMENSIONS ( ) ARE SOFT CONVERTED. IMPERIAL DIMENSIONS ARE CONVERTED TO METRIC AND ROUNDED TO THE NEAREST MILLIMETER.

<b>PROJECT:</b>	<b>PRICE</b> <sup>®</sup>	
<b>ENGINEER:</b>		
<b>CUSTOMER:</b>	246223	<b>AMDEX</b> EXTRUDED ALUMINUM LOUVER FACE DIFFUSER WITH INDUCTION VANES
<b>SUBMITTAL DATE:</b>	AUG 2012	
<b>SPEC. SYMBOL:</b>		