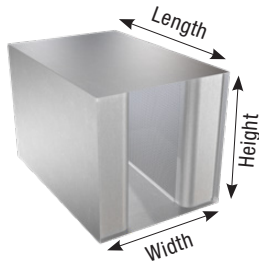


RL/RM/RH

Rectangular Silencer



PERFORMANCE DATA

Width (in.): 24

Pressure Attenuation (PA) Code: B

Modules: 2

Geometry: L

Options: None

Dynamic Insertion Loss (DIL)

Length (in.)	Face Velocity (FPM)	Pressure Drop (in. w.g.)	Dynamic Insertion Loss (dB)							
			63 Hz	125 Hz	250 Hz	500 Hz	1000 Hz	2000 Hz	4000 Hz	8000 Hz
36	+750	0.06	5	7	13	24	30	23	20	17
	+500	0.03	5	7	13	24	30	23	20	17
	0	0	5	7	13	24	30	23	19	16
	-500	0.03	6	8	14	25	31	23	19	16
	-750	0.06	6	8	14	25	31	23	19	16
60	+750	0.07	6	10	19	35	44	38	25	21
	+500	0.03	6	10	19	35	45	38	25	21
	0	0	6	10	19	35	45	38	24	20
	-500	0.03	7	11	20	36	46	38	24	20
	-750	0.07	7	11	20	36	46	38	24	20
84	+750	0.07	8	13	23	45	49	44	29	23
	+500	0.03	8	13	23	45	49	44	29	23
	0	0	8	13	24	45	50	44	29	23
	-500	0.03	9	14	25	46	51	44	29	23
	-750	0.07	9	14	25	46	51	44	29	23
108	+750	0.08	10	16	27	54	53	50	34	26
	+500	0.04	10	16	28	55	54	50	34	26
	0	0	10	16	28	55	54	50	33	25
	-500	0.04	11	17	29	55	55	50	33	25
	-750	0.08	11	17	30	55	55	50	33	25

Generated Noise (GN)

Length (in.)	Face Velocity (fpm)	Generated Noise (dB)							
		63 Hz	125 Hz	250 Hz	500 Hz	1000 Hz	2000 Hz	4000 Hz	8000 Hz
All Lengths	+750	37	20	22	30	30	25	16	10
	+500	28	20	15	23	22	15	10	10
	0	25	20	15	15	10	10	10	10
	-500	25	20	24	31	27	22	10	10
	-750	33	26	30	35	33	31	21	14

Generated Noise Corrections

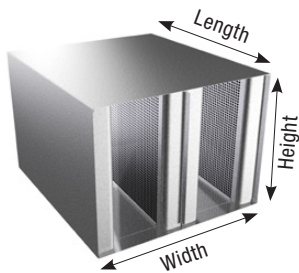
Silencer Face Area (ft ²)	0.5	1	2	4	8	16	32	64	128
dB Addition or Reduction	-9	-6	-3	0	+3	+6	+9	+12	+15

Performance Notes:

1. Data tables are derived from values obtained in accordance with the latest version of ASTM E477.
2. "+" indicates performance data for forward flow (supply) applications.
3. "-" indicates performance data for reverse flow (return) applications.
4. Dynamic Insertion Loss is limited to 55 dB due to flanking.
5. For performance data specific to a configuration not cataloged, please use Price AIO Selection Software.
6. The performance data above is based on a 24 x 24 component.

RL/RM/RH

Rectangular Silencer



PERFORMANCE DATA

Width (in.): 24
Pressure Attenuation (PA) Code: F
Modules: 2
Geometry: L
Options: None

Dynamic Insertion Loss (DIL)

Length (in.)	Face Velocity (FPM)	Pressure Drop (in. w.g.)	Dynamic Insertion Loss (dB)							
			63 Hz	125 Hz	250 Hz	500 Hz	1000 Hz	2000 Hz	4000 Hz	8000 Hz
36	+750	0.38	8	13	22	41	44	41	31	22
	+500	0.17	8	14	23	41	44	41	31	22
	0	0	9	14	24	42	45	41	30	21
	-500	0.17	9	15	25	44	47	41	30	21
	-750	0.38	9	16	26	44	47	41	30	21
60	+750	0.42	10	19	33	52	55	55	49	34
	+500	0.19	10	19	34	53	55	55	49	33
	0	0	10	20	35	54	55	55	48	32
	-500	0.19	11	22	37	55	55	55	48	32
	-750	0.42	11	22	38	55	55	55	48	31
84	+750	0.44	15	24	37	55	55	55	54	39
	+500	0.2	15	24	38	55	55	55	53	39
	0	0	16	25	40	55	55	55	53	38
	-500	0.2	16	27	42	55	55	55	53	37
	-750	0.44	17	28	43	55	55	55	52	37
108	+750	0.5	18	28	41	55	55	55	55	45
	+500	0.22	19	29	42	55	55	55	55	44
	0	0	20	30	44	55	55	55	55	44
	-500	0.22	21	32	47	55	55	55	55	43
	-750	0.5	21	33	48	55	55	55	55	42

Generated Noise (GN)

Length (in.)	Face Velocity (fpm)	Generated Noise (dB)							
		63 Hz	125 Hz	250 Hz	500 Hz	1000 Hz	2000 Hz	4000 Hz	8000 Hz
All Lengths	+750	54	38	39	43	43	43	39	32
	+500	44	24	29	35	35	33	25	18
	0	25	20	15	15	10	10	10	10
	-500	39	31	34	38	37	37	30	23
	-750	47	39	41	43	43	45	42	35

Generated Noise Corrections

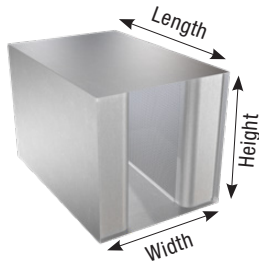
Silencer Face Area (ft ²)	0.5	1	2	4	8	16	32	64	128
dB Addition or Reduction	-9	-6	-3	0	+3	+6	+9	+12	+15

Performance Notes:

1. Data tables are derived from values obtained in accordance with the latest version of ASTM E477.
2. "+" indicates performance data for forward flow (supply) applications.
3. "-" indicates performance data for reverse flow (return) applications.
4. Dynamic Insertion Loss is limited to 55 dB due to flanking.
5. For performance data specific to a configuration not cataloged, please use Price AIO Selection Software.
6. The performance data above is based on a 24 x 24 component.

RL/RM/RH

Rectangular Silencer



PERFORMANCE DATA

Width (in.): 24

Pressure Attenuation (PA) Code: B

Modules: 1

Geometry: L

Options: None

Dynamic Insertion Loss (DIL)

Length (in.)	Face Velocity (FPM)	Pressure Drop (in. w.g.)	Dynamic Insertion Loss (dB)							
			63 Hz	125 Hz	250 Hz	500 Hz	1000 Hz	2000 Hz	4000 Hz	8000 Hz
36	+750	0.06	6	8	13	21	16	13	12	11
	+500	0.02	6	8	13	21	16	13	12	11
	0	0	6	8	14	21	16	13	11	11
	-500	0.02	7	9	14	22	17	13	11	11
	-750	0.06	7	9	14	22	17	13	11	11
60	+750	0.06	8	11	19	30	25	18	14	12
	+500	0.03	8	11	19	30	26	18	14	12
	0	0	8	11	19	30	26	18	14	12
	-500	0.03	8	12	20	31	26	18	14	12
	-750	0.06	8	12	20	31	27	18	14	12
84	+750	0.06	10	14	24	39	35	23	16	13
	+500	0.03	10	14	25	39	35	23	16	13
	0	0	10	14	25	39	35	23	16	13
	-500	0.03	10	15	26	40	36	23	16	13
	-750	0.06	10	15	26	40	36	23	16	13
108	+750	0.06	11	17	30	47	39	26	19	15
	+500	0.03	11	17	30	48	39	26	19	15
	0	0	11	17	31	48	39	26	18	14
	-500	0.03	12	18	32	49	40	26	18	14
	-750	0.06	12	18	32	50	40	26	18	14

Generated Noise (GN)

Length (in.)	Face Velocity (fpm)	Generated Noise (dB)							
		63 Hz	125 Hz	250 Hz	500 Hz	1000 Hz	2000 Hz	4000 Hz	8000 Hz
All Lengths	+750	37	20	22	30	30	25	16	10
	+500	28	20	15	23	22	15	10	10
	0	25	20	15	15	10	10	10	10
	-500	25	20	24	31	27	22	10	10
	-750	33	26	30	35	33	31	21	14

Generated Noise Corrections

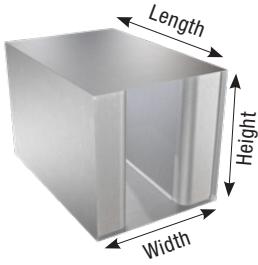
Silencer Face Area (ft ²)	0.5	1	2	4	8	16	32	64	128
dB Addition or Reduction	-9	-6	-3	0	+3	+6	+9	+12	+15

Performance Notes:

1. Data tables are derived from values obtained in accordance with the latest version of ASTM E477.
2. "+" indicates performance data for forward flow (supply) applications.
3. "-" indicates performance data for reverse flow (return) applications.
4. Dynamic Insertion Loss is limited to 55 dB due to flanking.
5. For performance data specific to a configuration not cataloged, please use Price AIO Selection Software.
6. The performance data above is based on a 24 x 24 component.

RL/RM/RH

Rectangular Silencer



PERFORMANCE DATA

Width (in.): 24
Pressure Attenuation (PA) Code: F
Modules: 1
Geometry: L
Options: None

Dynamic Insertion Loss (DIL)

Length (in.)	Face Velocity (FPM)	Pressure Drop (in. w.g.)	Dynamic Insertion Loss (dB)							
			63 Hz	125 Hz	250 Hz	500 Hz	1000 Hz	2000 Hz	4000 Hz	8000 Hz
36	+750	0.32	8	13	21	31	30	24	21	16
	+500	0.14	8	13	22	32	30	24	21	16
	0	0	8	13	23	32	31	24	20	15
	-500	0.14	9	14	24	33	32	24	20	15
	-750	0.32	9	14	25	34	32	24	20	15
60	+750	0.35	11	19	30	46	46	40	25	18
	+500	0.15	12	19	31	47	46	40	24	18
	0	0	12	20	32	48	47	40	24	17
	-500	0.15	14	22	34	50	49	40	24	17
	-750	0.35	14	22	35	51	49	40	24	16
84	+750	0.38	16	24	39	51	50	48	29	21
	+500	0.17	17	25	40	52	51	48	29	20
	0	0	18	26	42	53	52	48	28	20
	-500	0.17	19	28	45	55	54	48	28	19
	-750	0.38	19	29	46	55	55	48	28	19
108	+750	0.4	20	30	48	55	55	55	33	23
	+500	0.18	21	31	49	55	55	55	33	23
	0	0	22	32	52	55	55	55	32	22
	-500	0.18	23	34	55	55	55	55	32	22
	-750	0.4	24	35	55	55	55	55	32	22

Generated Noise (GN)

Length (in.)	Face Velocity (fpm)	Generated Noise (dB)							
		63 Hz	125 Hz	250 Hz	500 Hz	1000 Hz	2000 Hz	4000 Hz	8000 Hz
All Lengths	+750	54	38	39	43	43	43	39	32
	+500	44	24	29	35	35	33	25	18
	0	25	20	15	15	10	10	10	10
	-500	39	31	34	38	37	37	30	23
	-750	47	39	41	43	43	45	42	35

Generated Noise Corrections

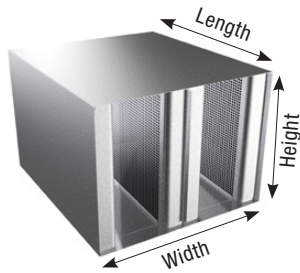
Silencer Face Area (ft²)	0.5	1	2	4	8	16	32	64	128
dB Addition or Reduction	-9	-6	-3	0	+3	+6	+9	+12	+15

Performance Notes:

1. Data tables are derived from values obtained in accordance with the latest version of ASTM E477.
2. "+" indicates performance data for forward flow (supply) applications.
3. "-" indicates performance data for reverse flow (return) applications.
4. Dynamic Insertion Loss is limited to 55 dB due to flanking.
5. For performance data specific to a configuration not cataloged, please use Price AIO Selection Software.
6. The performance data above is based on a 24 x 24 component.

RL/RM/RH

Rectangular Silencer



PERFORMANCE DATA

Width (in.): 24

Pressure Attenuation (PA) Code: B

Modules: 2

Geometry: M

Options: None

Dynamic Insertion Loss (DIL)

Length (in.)	Face Velocity (FPM)	Pressure Drop (in. w.g.)	Dynamic Insertion Loss (dB)							
			63 Hz	125 Hz	250 Hz	500 Hz	1000 Hz	2000 Hz	4000 Hz	8000 Hz
36	+1250	0.1	4	6	11	23	28	22	17	16
	+750	0.04	4	6	11	23	28	22	17	16
	0	0	4	6	11	23	29	22	17	16
	-750	0.04	5	7	12	24	29	22	17	16
	-1250	0.1	5	7	12	24	29	22	17	16
60	+1250	0.11	6	8	15	32	35	31	22	19
	+750	0.04	6	9	16	33	36	31	22	19
	0	0	6	9	16	33	37	31	22	18
	-750	0.04	6	9	17	34	37	31	22	18
	-1250	0.11	6	9	17	35	38	31	22	18
84	+1250	0.11	7	11	20	42	43	40	27	21
	+750	0.04	8	11	20	43	44	40	27	21
	0	0	8	11	21	43	45	40	27	21
	-750	0.04	8	12	22	44	45	40	27	21
	-1250	0.11	8	12	22	45	46	40	26	20
108	+1250	0.14	9	13	24	52	51	49	32	24
	+750	0.05	9	13	24	52	51	49	31	24
	0	0	9	13	25	53	53	49	31	23
	-750	0.05	10	14	27	55	54	49	31	23
	-1250	0.14	10	14	27	55	54	49	31	23

Generated Noise (GN)

Length (in.)	Face Velocity (fpm)	Generated Noise (dB)							
		63 Hz	125 Hz	250 Hz	500 Hz	1000 Hz	2000 Hz	4000 Hz	8000 Hz
All Lengths	+1250	45	31	23	34	35	31	26	22
	+750	31	20	15	21	26	18	10	10
	0	25	20	15	15	10	10	10	10
	-750	25	20	15	23	30	23	18	10
	-1250	48	25	29	40	44	46	46	38

Generated Noise Corrections

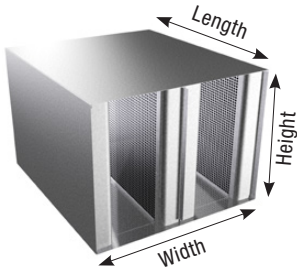
Silencer Face Area (ft ²)	0.5	1	2	4	8	16	32	64	128
dB Addition or Reduction	-9	-6	-3	0	+3	+6	+9	+12	+15

Performance Notes:

1. Data tables are derived from values obtained in accordance with the latest version of ASTM E477.
2. "+" indicates performance data for forward flow (supply) applications.
3. "-" indicates performance data for reverse flow (return) applications.
4. Dynamic Insertion Loss is limited to 55 dB due to flanking.
5. For performance data specific to a configuration not cataloged, please use Price AIO Selection Software.
6. The performance data above is based on a 24 x 24 component.

RL/RM/RH

Rectangular Silencer



PERFORMANCE DATA

Width (in.): 24
Pressure Attenuation (PA) Code: F
Modules: 2
Geometry: M
Options: None

Dynamic Insertion Loss (DIL)

Length (in.)	Face Velocity (FPM)	Pressure Drop (in. w.g.)	Dynamic Insertion Loss (dB)							
			63 Hz	125 Hz	250 Hz	500 Hz	1000 Hz	2000 Hz	4000 Hz	8000 Hz
36	+1250	0.66	6	9	16	30	37	40	28	22
	+750	0.24	6	10	17	31	38	40	28	21
	0	0	6	10	18	32	40	40	28	21
	-750	0.24	7	11	20	34	42	40	28	20
	-1250	0.66	7	12	21	35	43	40	27	20
60	+1250	0.65	9	14	22	44	51	52	37	26
	+750	0.23	10	14	24	46	52	52	37	26
	0	0	11	15	25	47	54	52	36	24
	-750	0.23	11	17	28	49	55	52	36	23
	-1250	0.65	12	17	29	51	55	52	36	23
84	+1250	0.65	14	19	27	49	52	55	47	33
	+750	0.23	15	20	29	50	54	55	47	32
	0	0	16	22	31	52	55	55	46	30
	-750	0.23	17	24	34	55	55	55	45	29
	-1250	0.65	18	25	36	55	55	55	45	28
108	+1250	0.85	18	25	33	53	53	55	55	39
	+750	0.31	19	26	34	55	55	55	55	38
	0	0	20	28	37	55	55	55	55	36
	-750	0.31	21	31	41	55	55	55	55	35
	-1250	0.85	22	32	43	55	55	55	54	33

Generated Noise (GN)

Length (in.)	Face Velocity (fpm)	Generated Noise (dB)							
		63 Hz	125 Hz	250 Hz	500 Hz	1000 Hz	2000 Hz	4000 Hz	8000 Hz
All Lengths	+1250	65	55	51	51	48	49	50	46
	+750	50	38	30	38	38	36	32	28
	0	25	20	15	15	10	10	10	10
	-750	44	21	24	37	41	41	41	32
	-1250	59	36	39	47	50	55	58	51

Generated Noise Corrections

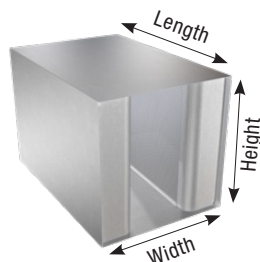
Silencer Face Area (ft²)	0.5	1	2	4	8	16	32	64	128
dB Addition or Reduction	-9	-6	-3	0	+3	+6	+9	+12	+15

Performance Notes:

1. Data tables are derived from values obtained in accordance with the latest version of ASTM E477.
2. "+" indicates performance data for forward flow (supply) applications.
3. "-" indicates performance data for reverse flow (return) applications.
4. Dynamic Insertion Loss is limited to 55 dB due to flanking.
5. For performance data specific to a configuration not cataloged, please use Price AIO Selection Software.
6. The performance data above is based on a 24 x 24 component.

RL/RM/RH

Rectangular Silencer



PERFORMANCE DATA

Width (in.): 24

Pressure Attenuation (PA) Code: B

Modules: 1

Geometry: M

Options: None

Dynamic Insertion Loss (DIL)

Length (in.)	Face Velocity (FPM)	Pressure Drop (in. w.g.)	Dynamic Insertion Loss (dB)							
			63 Hz	125 Hz	250 Hz	500 Hz	1000 Hz	2000 Hz	4000 Hz	8000 Hz
36	+1250	0.1	5	7	11	20	16	13	11	9
	+750	0.04	5	7	11	20	16	13	11	9
	0	0	5	7	12	20	16	13	11	9
	-750	0.04	6	8	12	21	17	13	11	9
	-1250	0.1	6	8	12	21	17	13	11	9
60	+1250	0.1	7	9	16	29	24	17	13	11
	+750	0.04	7	10	16	29	25	17	13	11
	0	0	7	10	17	29	25	17	13	11
	-750	0.04	7	10	18	30	25	17	13	11
	-1250	0.1	7	11	18	30	26	17	13	11
84	+1250	0.1	8	12	21	37	32	21	15	13
	+750	0.04	8	12	22	38	33	21	15	13
	0	0	8	12	22	38	33	21	14	12
	-750	0.04	9	13	23	39	34	21	14	12
	-1250	0.1	9	13	24	40	35	21	14	12
108	+1250	0.12	10	15	25	47	35	25	18	15
	+750	0.04	10	15	26	47	36	25	18	15
	0	0	10	15	27	48	37	25	17	14
	-750	0.04	11	16	28	50	37	25	17	14
	-1250	0.12	11	16	29	50	38	25	17	14

Generated Noise (GN)

Length (in.)	Face Velocity (fpm)	Generated Noise (dB)							
		63 Hz	125 Hz	250 Hz	500 Hz	1000 Hz	2000 Hz	4000 Hz	8000 Hz
All Lengths	+1250	45	31	23	34	35	31	26	22
	+750	31	20	15	21	26	18	10	10
	0	25	20	15	15	10	10	10	10
	-750	25	20	15	23	30	23	18	10
	-1250	38	20	19	33	38	37	35	26

Generated Noise Corrections

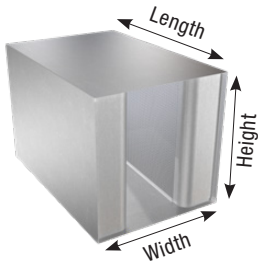
Silencer Face Area (ft ²)	0.5	1	2	4	8	16	32	64	128
dB Addition or Reduction	-9	-6	-3	0	+3	+6	+9	+12	+15

Performance Notes:

1. Data tables are derived from values obtained in accordance with the latest version of ASTM E477.
2. "+" indicates performance data for forward flow (supply) applications.
3. "-" indicates performance data for reverse flow (return) applications.
4. Dynamic Insertion Loss is limited to 55 dB due to flanking.
5. For performance data specific to a configuration not cataloged, please use Price AIO Selection Software.
6. The performance data above is based on a 24 x 24 component.

RL/RM/RH

Rectangular Silencer



PERFORMANCE DATA

Width (in.): 24
Pressure Attenuation (PA) Code: F
Modules: 1
Geometry: M
Options: None

Dynamic Insertion Loss (DIL)

Length (in.)	Face Velocity (FPM)	Pressure Drop (in. w.g.)	Dynamic Insertion Loss (dB)							
			63 Hz	125 Hz	250 Hz	500 Hz	1000 Hz	2000 Hz	4000 Hz	8000 Hz
36	+1250	0.51	7	11	17	30	26	23	19	15
	+750	0.18	7	11	18	31	27	23	19	14
	0	0	7	12	20	32	28	23	18	14
	-750	0.18	8	13	21	34	29	23	18	14
	-1250	0.51	8	13	22	35	30	23	18	13
60	+1250	0.66	9	16	27	45	43	36	23	18
	+750	0.24	10	17	28	46	45	36	22	17
	0	0	10	18	30	48	47	36	22	17
	-750	0.24	11	20	33	51	49	36	22	16
	-1250	0.66	12	21	35	52	50	36	22	16
84	+1250	0.66	14	21	34	49	48	45	27	20
	+750	0.24	14	23	36	51	50	45	27	19
	0	0	15	25	39	53	52	45	27	19
	-750	0.24	17	27	42	55	54	45	26	18
	-1250	0.66	17	28	44	55	55	45	26	17
108	+1250	0.79	18	27	41	53	53	54	32	22
	+750	0.28	19	28	43	55	55	54	31	21
	0	0	20	31	47	55	55	54	31	20
	-750	0.28	22	33	51	55	55	54	30	19
	-1250	0.79	23	35	54	55	55	54	30	18

Generated Noise (GN)

Length (in.)	Face Velocity (fpm)	Generated Noise (dB)							
		63 Hz	125 Hz	250 Hz	500 Hz	1000 Hz	2000 Hz	4000 Hz	8000 Hz
All Lengths	+1250	65	55	51	51	48	49	50	46
	+750	50	38	30	38	38	36	32	28
	0	25	20	15	15	10	10	10	10
	-750	44	21	24	37	41	41	41	32
	-1250	59	36	39	47	50	55	58	51

Generated Noise Corrections

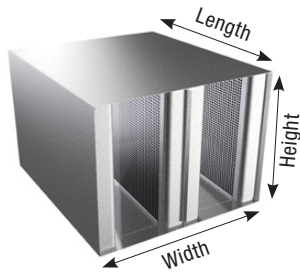
Silencer Face Area (ft²)	0.5	1	2	4	8	16	32	64	128
dB Addition or Reduction	-9	-6	-3	0	+3	+6	+9	+12	+15

Performance Notes:

1. Data tables are derived from values obtained in accordance with the latest version of ASTM E477.
2. "+" indicates performance data for forward flow (supply) applications.
3. "-" indicates performance data for reverse flow (return) applications.
4. Dynamic Insertion Loss is limited to 55 dB due to flanking.
5. For performance data specific to a configuration not cataloged, please use Price AIO Selection Software.
6. The performance data above is based on a 24 x 24 component.

RL/RM/RH

Rectangular Silencer



PERFORMANCE DATA

Width (in.): 24

Pressure Attenuation (PA) Code: B

Modules: 2

Geometry: H

Options: None

Dynamic Insertion Loss (DIL)

Length (in.)	Face Velocity (FPM)	Pressure Drop (in. w.g.)	Dynamic Insertion Loss (dB)							
			63 Hz	125 Hz	250 Hz	500 Hz	1000 Hz	2000 Hz	4000 Hz	8000 Hz
36	+2000	0.17	4	5	10	19	24	22	16	14
	+1000	0.04	5	5	10	19	24	22	16	14
	0	0	5	5	10	19	25	22	16	14
	-1000	0.04	5	6	11	20	25	22	16	14
	-2000	0.17	5	6	11	20	26	22	16	13
60	+2000	0.18	6	7	13	26	33	27	18	15
	+1000	0.05	6	7	13	26	34	27	18	15
	0	0	6	7	13	27	34	27	18	15
	-1000	0.05	6	8	14	27	35	27	18	14
	-2000	0.18	7	8	14	28	35	27	18	14
84	+2000	0.2	8	9	15	33	42	32	21	16
	+1000	0.05	8	9	16	34	43	32	21	16
	0	0	8	9	16	34	44	32	21	16
	-1000	0.05	8	10	17	35	44	32	21	15
	-2000	0.2	8	10	18	35	45	32	20	15
108	+2000	0.22	9	11	18	40	51	37	23	17
	+1000	0.05	9	11	19	41	52	37	23	17
	0	0	10	11	19	41	53	37	23	16
	-1000	0.05	10	12	20	42	54	37	23	16
	-2000	0.22	10	12	21	43	55	37	23	16

Generated Noise (GN)

Length (in.)	Face Velocity (fpm)	Generated Noise (dB)							
		63 Hz	125 Hz	250 Hz	500 Hz	1000 Hz	2000 Hz	4000 Hz	8000 Hz
All Lengths	+2000	50	36	32	31	38	38	38	34
	+1000	30	20	15	15	25	21	17	14
	0	25	20	15	15	10	10	10	10
	-1000	34	20	15	15	27	31	29	25
	-2000	51	37	33	36	43	47	48	44

Generated Noise Corrections

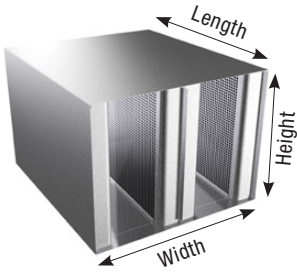
Silencer Face Area (ft ²)	0.5	1	2	4	8	16	32	64	128
dB Addition or Reduction	-9	-6	-3	0	+3	+6	+9	+12	+15

Performance Notes:

1. Data tables are derived from values obtained in accordance with the latest version of ASTM E477.
2. "+" indicates performance data for forward flow (supply) applications.
3. "-" indicates performance data for reverse flow (return) applications.
4. Dynamic Insertion Loss is limited to 55 dB due to flanking.
5. For performance data specific to a configuration not cataloged, please use Price AIO Selection Software.
6. The performance data above is based on a 24 x 24 component.

RL/RM/RH

Rectangular Silencer



PERFORMANCE DATA

Width (in.): 24
Pressure Attenuation (PA) Code: F
Modules: 2
Geometry: H
Options: None

Dynamic Insertion Loss (DIL)

Length (in.)	Face Velocity (FPM)	Pressure Drop (in. w.g.)	Dynamic Insertion Loss (dB)							
			63 Hz	125 Hz	250 Hz	500 Hz	1000 Hz	2000 Hz	4000 Hz	8000 Hz
36	+2000	0.68	6	9	14	28	32	31	24	19
	+1000	0.17	6	9	15	29	33	31	24	19
	0	0	6	9	15	29	33	31	24	18
	-1000	0.17	7	10	16	30	34	31	24	18
	-2000	0.68	7	10	17	31	35	31	24	18
60	+2000	0.69	8	12	21	39	47	42	33	23
	+1000	0.17	8	12	22	40	48	42	33	22
	0	0	8	12	22	40	49	42	32	22
	-1000	0.17	9	13	23	41	51	42	32	22
	-2000	0.69	9	13	24	42	52	42	32	21
84	+2000	0.82	9	14	26	49	51	50	38	27
	+1000	0.2	10	14	27	50	52	50	38	26
	0	0	10	15	28	51	53	50	37	26
	-1000	0.2	10	16	29	53	55	50	37	25
	-2000	0.82	11	16	30	54	55	50	37	25
108	+2000	0.89	11	16	31	55	55	55	43	31
	+1000	0.22	11	17	32	55	55	55	43	30
	0	0	12	17	33	55	55	55	42	29
	-1000	0.22	12	18	35	55	55	55	42	29
	-2000	0.89	14	19	36	55	55	55	42	28

Generated Noise (GN)

Length (in.)	Face Velocity (fpm)	Generated Noise (dB)							
		63 Hz	125 Hz	250 Hz	500 Hz	1000 Hz	2000 Hz	4000 Hz	8000 Hz
All Lengths	+2000	69	58	56	52	50	55	58	54
	+1000	50	36	32	31	38	38	38	34
	0	25	20	15	15	10	10	10	10
	-1000	51	37	33	36	43	47	48	44
	-2000	69	58	58	58	59	63	68	62

Generated Noise Corrections

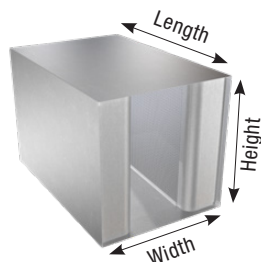
Silencer Face Area (ft ²)	0.5	1	2	4	8	16	32	64	128
dB Addition or Reduction	-9	-6	-3	0	+3	+6	+9	+12	+15

Performance Notes:

1. Data tables are derived from values obtained in accordance with the latest version of ASTM E477.
2. "+" indicates performance data for forward flow (supply) applications.
3. "-" indicates performance data for reverse flow (return) applications.
4. Dynamic Insertion Loss is limited to 55 dB due to flanking.
5. For performance data specific to a configuration not cataloged, please use Price AIO Selection Software.
6. The performance data above is based on a 24 x 24 component.

RL/RM/RH

Rectangular Silencer



PERFORMANCE DATA

Width (in.): 24

Pressure Attenuation (PA) Code: B

Modules: 1

Geometry: H

Options: None

Dynamic Insertion Loss (DIL)

Length (in.)	Face Velocity (FPM)	Pressure Drop (in. w.g.)	Dynamic Insertion Loss (dB)							
			63 Hz	125 Hz	250 Hz	500 Hz	1000 Hz	2000 Hz	4000 Hz	8000 Hz
36	+2000	0.16	4	6	10	17	14	11	10	8
	+1000	0.04	4	6	10	17	14	11	10	8
	0	0	4	6	10	17	14	11	9	7
	-1000	0.04	5	7	11	18	15	11	9	7
	-2000	0.16	5	7	11	18	15	11	9	7
60	+2000	0.17	6	8	13	24	19	14	11	9
	+1000	0.04	6	8	14	24	19	14	11	9
	0	0	6	8	14	25	19	14	11	9
	-1000	0.04	6	9	15	25	20	14	11	8
	-2000	0.17	6	9	15	26	20	14	11	8
84	+2000	0.17	7	10	17	31	23	17	12	10
	+1000	0.04	8	10	18	32	24	17	12	10
	0	0	8	10	18	32	24	17	12	10
	-1000	0.04	8	11	19	33	25	17	12	10
	-2000	0.17	8	11	20	33	25	17	12	9
108	+2000	0.18	9	12	21	38	28	19	14	11
	+1000	0.04	9	12	22	39	29	19	14	11
	0	0	9	12	22	39	29	19	14	11
	-1000	0.04	10	13	23	40	30	19	14	11
	-2000	0.18	10	13	24	41	30	19	14	10

Generated Noise (GN)

Length (in.)	Face Velocity (fpm)	Generated Noise (dB)							
		63 Hz	125 Hz	250 Hz	500 Hz	1000 Hz	2000 Hz	4000 Hz	8000 Hz
All Lengths	+2000	50	36	32	31	38	38	38	34
	+1000	30	20	15	15	25	21	17	14
	0	25	20	15	15	10	10	10	10
	-1000	34	20	15	15	27	31	29	25
	-2000	51	37	33	36	43	47	48	44

Generated Noise Corrections

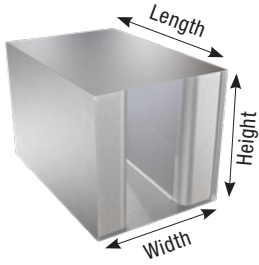
Silencer Face Area (ft ²)	0.5	1	2	4	8	16	32	64	128
dB Addition or Reduction	-9	-6	-3	0	+3	+6	+9	+12	+15

Performance Notes:

1. Data tables are derived from values obtained in accordance with the latest version of ASTM E477.
2. "+" indicates performance data for forward flow (supply) applications.
3. "-" indicates performance data for reverse flow (return) applications.
4. Dynamic Insertion Loss is limited to 55 dB due to flanking.
5. For performance data specific to a configuration not cataloged, please use Price AIO Selection Software.
6. The performance data above is based on a 24 x 24 component.

RL/RM/RH

Rectangular Silencer



PERFORMANCE DATA

Width (in.): 24
Pressure Attenuation (PA) Code: F
Modules: 1
Geometry: H
Options: None

Dynamic Insertion Loss (DIL)

Length (in.)	Face Velocity (FPM)	Pressure Drop (in. w.g.)	Dynamic Insertion Loss (dB)							
			63 Hz	125 Hz	250 Hz	500 Hz	1000 Hz	2000 Hz	4000 Hz	8000 Hz
36	+2000	0.8	6	9	17	25	23	19	17	15
	+1000	0.2	7	10	17	26	24	19	17	15
	0	0	7	10	18	26	24	19	17	15
	-1000	0.2	7	10	19	27	25	19	17	15
	-2000	0.8	7	11	19	28	26	19	17	14
60	+2000	0.79	8	14	24	35	35	27	20	16
	+1000	0.2	8	14	25	36	36	27	20	16
	0	0	9	15	26	37	36	27	20	16
	-1000	0.2	9	15	27	38	37	27	20	15
	-2000	0.79	9	16	28	38	38	27	20	15
84	+2000	0.79	10	18	31	45	44	35	23	17
	+1000	0.2	10	19	32	46	45	35	23	17
	0	0	11	20	34	47	46	35	22	16
	-1000	0.2	11	21	35	48	48	35	22	16
	-2000	0.79	11	21	36	49	49	35	22	16
108	+2000	0.77	12	23	38	55	55	43	25	18
	+1000	0.19	12	24	40	55	55	43	25	18
	0	0	12	25	41	55	55	43	25	17
	-1000	0.19	14	26	43	55	55	43	25	17
	-2000	0.77	14	27	45	55	55	43	25	16

Generated Noise (GN)

Length (in.)	Face Velocity (fpm)	Generated Noise (dB)							
		63 Hz	125 Hz	250 Hz	500 Hz	1000 Hz	2000 Hz	4000 Hz	8000 Hz
All Lengths	+2000	69	58	56	52	50	55	58	54
	+1000	50	36	32	31	38	38	38	34
	0	25	20	15	15	10	10	10	10
	-1000	51	37	33	36	43	47	48	44
	-2000	69	58	58	58	59	63	68	62

Generated Noise Corrections

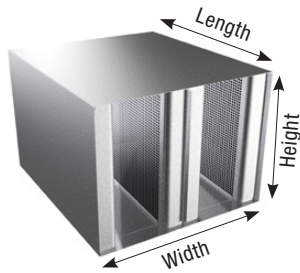
Silencer Face Area (ft²)	0.5	1	2	4	8	16	32	64	128
dB Addition or Reduction	-9	-6	-3	0	+3	+6	+9	+12	+15

Performance Notes:

1. Data tables are derived from values obtained in accordance with the latest version of ASTM E477.
2. "+" indicates performance data for forward flow (supply) applications.
3. "-" indicates performance data for reverse flow (return) applications.
4. Dynamic Insertion Loss is limited to 55 dB due to flanking.
5. For performance data specific to a configuration not cataloged, please use Price AIO Selection Software.
6. The performance data above is based on a 24 x 24 component.

RL/RM/RH

Rectangular Silencer



PERFORMANCE DATA

Width (in.): 24

Pressure Attenuation (PA) Code: B

Modules: 2

Geometry: L

Options: Film lined

Dynamic Insertion Loss (DIL)

Length (in.)	Face Velocity (FPM)	Pressure Drop (in. w.g.)	Dynamic Insertion Loss (dB)							
			63 Hz	125 Hz	250 Hz	500 Hz	1000 Hz	2000 Hz	4000 Hz	8000 Hz
36	+750	0.06	6	7	10	18	26	26	20	15
	+500	0.03	6	7	11	18	26	26	20	14
	0	0	6	7	11	18	26	26	19	14
	-500	0.03	6	7	11	18	27	26	19	14
	-750	0.06	6	7	11	18	27	26	19	14
60	+750	0.07	7	9	15	25	38	41	25	18
	+500	0.03	7	9	15	25	38	41	25	18
	0	0	7	10	15	26	39	41	24	18
	-500	0.03	7	10	16	26	39	41	24	18
	-750	0.07	7	10	16	26	40	41	24	18
84	+750	0.07	9	12	18	32	42	48	29	20
	+500	0.03	9	12	18	32	42	48	29	20
	0	0	9	12	19	33	43	48	29	20
	-500	0.03	9	13	19	33	43	48	29	20
	-750	0.07	9	13	19	33	44	48	29	20
108	+750	0.08	11	15	21	39	46	55	34	22
	+500	0.04	11	15	21	39	46	55	34	22
	0	0	11	15	22	40	47	55	33	22
	-500	0.04	12	15	23	40	47	55	33	22
	-750	0.08	12	16	23	40	48	55	33	22

Generated Noise (GN)

Length (in.)	Face Velocity (fpm)	Generated Noise (dB)							
		63 Hz	125 Hz	250 Hz	500 Hz	1000 Hz	2000 Hz	4000 Hz	8000 Hz
All Lengths	+750	37	20	22	30	30	25	16	10
	+500	28	20	15	23	22	15	10	10
	0	25	20	15	15	10	10	10	10
	-500	25	20	24	31	27	22	10	10
	-750	33	26	30	35	33	31	21	14

Generated Noise Corrections

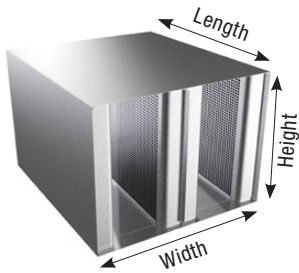
Silencer Face Area (ft ²)	0.5	1	2	4	8	16	32	64	128
dB Addition or Reduction	-9	-6	-3	0	+3	+6	+9	+12	+15

Performance Notes:

1. Data tables are derived from values obtained in accordance with the latest version of ASTM E477.
2. "+" indicates performance data for forward flow (supply) applications.
3. "-" indicates performance data for reverse flow (return) applications.
4. Dynamic Insertion Loss is limited to 55 dB due to flanking.
5. For performance data specific to a configuration not cataloged, please use Price AIO Selection Software.
6. The performance data above is based on a 24 x 24 component.

RL/RM/RH

Rectangular Silencer



PERFORMANCE DATA

Width (in.): 24
Pressure Attenuation (PA) Code: F
Modules: 2
Geometry: L
Options: Film lined

Dynamic Insertion Loss (DIL)

Length (in.)	Face Velocity (FPM)	Pressure Drop (in. w.g.)	Dynamic Insertion Loss (dB)							
			63 Hz	125 Hz	250 Hz	500 Hz	1000 Hz	2000 Hz	4000 Hz	8000 Hz
36	+750	0.38	9	12	17	29	37	44	31	19
	+500	0.17	9	13	18	30	38	44	31	19
	0	0	9	13	18	30	39	44	30	19
	-500	0.17	10	14	19	31	40	44	30	18
	-750	0.38	10	14	20	32	41	44	30	18
60	+750	0.42	11	17	25	37	47	55	49	29
	+500	0.19	11	18	26	38	48	55	49	29
	0	0	11	19	27	39	49	55	48	28
	-500	0.19	12	20	29	40	51	55	48	27
	-750	0.42	12	20	29	41	51	55	48	27
84	+750	0.44	16	21	28	39	47	55	54	34
	+500	0.2	16	22	29	40	48	55	53	33
	0	0	17	23	31	41	49	55	53	33
	-500	0.2	18	24	32	42	51	55	53	32
	-750	0.44	18	25	33	43	51	55	52	32
108	+750	0.5	20	26	31	39	47	55	55	38
	+500	0.22	20	26	32	40	48	55	55	38
	0	0	22	28	34	41	49	55	55	37
	-500	0.22	23	29	36	42	51	55	55	37
	-750	0.5	23	30	37	43	51	55	55	36

Generated Noise (GN)

Length (in.)	Face Velocity (fpm)	Generated Noise (dB)							
		63 Hz	125 Hz	250 Hz	500 Hz	1000 Hz	2000 Hz	4000 Hz	8000 Hz
All Lengths	+750	54	38	39	43	43	43	39	32
	+500	44	24	29	35	35	33	25	18
	0	25	20	15	15	10	10	10	10
	-500	39	31	34	38	37	37	30	23
	-750	47	39	41	43	43	45	42	35

Generated Noise Corrections

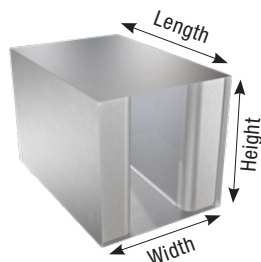
Silencer Face Area (ft ²)	0.5	1	2	4	8	16	32	64	128
dB Addition or Reduction	-9	-6	-3	0	+3	+6	+9	+12	+15

Performance Notes:

1. Data tables are derived from values obtained in accordance with the latest version of ASTM E477.
2. "+" indicates performance data for forward flow (supply) applications.
3. "-" indicates performance data for reverse flow (return) applications.
4. Dynamic Insertion Loss is limited to 55 dB due to flanking.
5. For performance data specific to a configuration not cataloged, please use Price AIO Selection Software.
6. The performance data above is based on a 24 x 24 component.

RL/RM/RH

Rectangular Silencer



PERFORMANCE DATA

Width (in.): 24

Pressure Attenuation (PA) Code: B

Modules: 1

Geometry: L

Options: Film lined

Dynamic Insertion Loss (DIL)

Length (in.)	Face Velocity (FPM)	Pressure Drop (in. w.g.)	Dynamic Insertion Loss (dB)							
			63 Hz	125 Hz	250 Hz	500 Hz	1000 Hz	2000 Hz	4000 Hz	8000 Hz
36	+750	0.06	7	8	10	16	14	15	12	10
	+500	0.02	7	8	11	16	14	15	12	10
	0	0	7	8	11	16	14	15	11	10
	-500	0.02	7	8	11	16	15	15	11	10
	-750	0.06	7	8	11	16	15	15	11	10
60	+750	0.06	8	10	15	22	22	20	14	11
	+500	0.03	9	10	15	22	22	20	14	11
	0	0	9	11	15	22	22	20	14	11
	-500	0.03	9	11	16	22	23	20	14	11
	-750	0.06	9	11	16	23	23	20	14	11
84	+750	0.06	10	13	19	28	30	26	16	12
	+500	0.03	10	13	19	28	30	26	16	12
	0	0	11	13	20	28	31	26	16	12
	-500	0.03	11	14	20	29	31	26	16	12
	-750	0.06	11	14	20	29	31	26	16	12
108	+750	0.06	12	15	23	34	33	29	19	13
	+500	0.03	12	16	23	34	33	29	19	13
	0	0	12	16	24	35	34	29	18	13
	-500	0.03	14	16	25	35	34	29	18	13
	-750	0.06	14	17	25	35	35	29	18	13

Generated Noise (GN)

Length (in.)	Face Velocity (fpm)	Generated Noise (dB)							
		63 Hz	125 Hz	250 Hz	500 Hz	1000 Hz	2000 Hz	4000 Hz	8000 Hz
All Lengths	+750	37	20	22	30	30	25	16	10
	+500	28	20	15	23	22	15	10	10
	0	25	20	15	15	10	10	10	10
	-500	25	20	24	31	27	22	10	10
	-750	33	26	30	35	33	31	21	14

Generated Noise Corrections

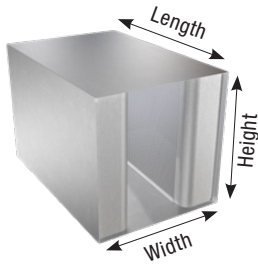
Silencer Face Area (ft ²)	0.5	1	2	4	8	16	32	64	128
dB Addition or Reduction	-9	-6	-3	0	+3	+6	+9	+12	+15

Performance Notes:

1. Data tables are derived from values obtained in accordance with the latest version of ASTM E477.
2. "+" indicates performance data for forward flow (supply) applications.
3. "-" indicates performance data for reverse flow (return) applications.
4. Dynamic Insertion Loss is limited to 55 dB due to flanking.
5. For performance data specific to a configuration not cataloged, please use Price AIO Selection Software.
6. The performance data above is based on a 24 x 24 component.

RL/RM/RH

Rectangular Silencer



PERFORMANCE DATA

Width (in.): 24
Pressure Attenuation (PA) Code: F
Modules: 1
Geometry: L
Options: Film Lined

Dynamic Insertion Loss (DIL)

Length (in.)	Face Velocity (FPM)	Pressure Drop (in. w.g.)	Dynamic Insertion Loss (dB)							
			63 Hz	125 Hz	250 Hz	500 Hz	1000 Hz	2000 Hz	4000 Hz	8000 Hz
36	+750	0.32	8	12	16	23	26	27	21	14
	+500	0.14	9	12	17	23	26	27	21	14
	0	0	9	12	18	23	27	27	20	14
	-500	0.14	9	13	19	24	27	27	20	13
	-750	0.32	10	13	19	24	28	27	20	13
60	+750	0.35	12	17	23	33	39	44	25	15
	+500	0.15	14	18	24	34	40	44	24	15
	0	0	14	19	25	35	41	44	24	15
	-500	0.15	15	20	26	36	42	44	24	15
	-750	0.35	15	20	27	36	42	44	24	14
84	+750	0.38	18	22	30	37	43	52	29	18
	+500	0.17	18	23	31	37	44	52	29	18
	0	0	19	24	32	38	45	52	28	17
	-500	0.17	20	25	34	39	46	52	28	17
	-750	0.38	21	26	35	40	47	52	28	17
108	+750	0.4	22	27	37	39	47	55	33	20
	+500	0.18	23	28	38	40	48	55	33	20
	0	0	24	29	40	41	49	55	32	19
	-500	0.18	25	31	42	42	51	55	32	19
	-750	0.4	26	32	43	43	51	55	32	19

Generated Noise (GN)

Length (in.)	Face Velocity (fpm)	Generated Noise (dB)							
		63 Hz	125 Hz	250 Hz	500 Hz	1000 Hz	2000 Hz	4000 Hz	8000 Hz
All Lengths	+750	54	38	39	43	43	43	39	32
	+500	44	24	29	35	35	33	25	18
	0	25	20	15	15	10	10	10	10
	-500	39	31	34	38	37	37	30	23
	-750	47	39	41	43	43	45	42	35

Generated Noise Corrections

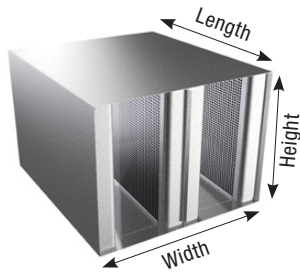
Silencer Face Area (ft ²)	0.5	1	2	4	8	16	32	64	128
dB Addition or Reduction	-9	-6	-3	0	+3	+6	+9	+12	+15

Performance Notes:

1. Data tables are derived from values obtained in accordance with the latest version of ASTM E477.
2. "+" indicates performance data for forward flow (supply) applications.
3. "-" indicates performance data for reverse flow (return) applications.
4. Dynamic Insertion Loss is limited to 55 dB due to flanking.
5. For performance data specific to a configuration not cataloged, please use Price AIO Selection Software.
6. The performance data above is based on a 24 x 24 component.

RL/RM/RH

Rectangular Silencer



PERFORMANCE DATA

Width (in.): 24

Pressure Attenuation (PA) Code: B

Modules: 2

Geometry: M

Options: Film Lined

Dynamic Insertion Loss (DIL)

Length (in.)	Face Velocity (FPM)	Pressure Drop (in. w.g.)	Dynamic Insertion Loss (dB)							
			63 Hz	125 Hz	250 Hz	500 Hz	1000 Hz	2000 Hz	4000 Hz	8000 Hz
36	+1250	0.1	5	6	9	17	24	24	17	14
	+750	0.04	5	6	9	17	24	24	17	14
	0	0	5	6	9	17	25	24	17	14
	-750	0.04	5	6	10	18	25	24	17	14
	-1250	0.1	5	6	10	18	25	24	17	14
60	+1250	0.11	6	8	12	23	30	34	22	16
	+750	0.04	6	8	12	24	31	34	22	16
	0	0	7	8	13	24	31	34	22	16
	-750	0.04	7	8	13	25	32	34	22	16
	-1250	0.11	7	9	14	25	32	34	22	16
84	+1250	0.11	8	10	15	30	37	44	27	18
	+750	0.04	8	10	16	31	37	44	27	18
	0	0	8	10	16	31	38	44	27	18
	-750	0.04	9	11	17	32	39	44	27	18
	-1250	0.11	9	11	17	32	40	44	26	18
108	+1250	0.14	10	12	19	37	43	53	32	21
	+750	0.05	10	12	19	37	44	53	31	20
	0	0	10	12	20	38	45	53	31	20
	-750	0.05	11	13	21	39	46	53	31	20
	-1250	0.14	11	13	21	40	47	53	31	20

Generated Noise (GN)

Length (in.)	Face Velocity (fpm)	Generated Noise (dB)							
		63 Hz	125 Hz	250 Hz	500 Hz	1000 Hz	2000 Hz	4000 Hz	8000 Hz
All Lengths	+1250	45	31	23	34	35	31	26	22
	+750	31	20	15	21	26	18	10	10
	0	25	20	15	15	10	10	10	10
	-750	25	20	15	23	30	23	18	10
	-1250	38	20	19	33	38	37	35	26

Generated Noise Corrections

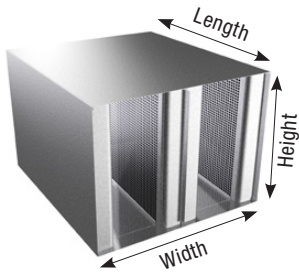
Silencer Face Area (ft ²)	0.5	1	2	4	8	16	32	64	128
dB Addition or Reduction	-9	-6	-3	0	+3	+6	+9	+12	+15

Performance Notes:

1. Data tables are derived from values obtained in accordance with the latest version of ASTM E477.
2. "+" indicates performance data for forward flow (supply) applications.
3. "-" indicates performance data for reverse flow (return) applications.
4. Dynamic Insertion Loss is limited to 55 dB due to flanking.
5. For performance data specific to a configuration not cataloged, please use Price AIO Selection Software.
6. The performance data above is based on a 24 x 24 component.

RL/RM/RH

Rectangular Silencer



PERFORMANCE DATA

Width (in.): 24
Pressure Attenuation (PA) Code: F
Modules: 2
Geometry: M
Options: Film Lined

Dynamic Insertion Loss (DIL)

Length (in.)	Face Velocity (FPM)	Pressure Drop (in. w.g.)	Dynamic Insertion Loss (dB)							
			63 Hz	125 Hz	250 Hz	500 Hz	1000 Hz	2000 Hz	4000 Hz	8000 Hz
36	+1250	0.66	6	9	13	22	32	43	28	19
	+750	0.24	7	9	13	23	33	43	28	18
	0	0	7	10	14	23	34	43	28	18
	-750	0.24	7	10	15	24	36	43	28	17
	-1250	0.66	8	11	16	25	37	43	27	17
60	+1250	0.65	10	13	17	32	43	55	37	23
	+750	0.23	11	13	18	33	45	55	37	22
	0	0	11	14	20	34	47	55	36	21
	-750	0.23	12	15	21	35	49	55	36	20
	-1250	0.65	14	16	22	36	50	55	36	20
84	+1250	0.65	15	18	21	35	45	55	47	28
	+750	0.23	16	19	22	36	46	55	47	27
	0	0	17	20	24	37	48	55	46	26
	-750	0.23	18	22	26	39	50	55	45	25
	-1250	0.65	19	23	28	40	51	55	45	24
108	+1250	0.85	19	23	25	38	46	55	55	34
	+750	0.31	20	24	26	39	47	55	55	33
	0	0	22	26	29	41	49	55	55	31
	-750	0.31	23	28	31	43	51	55	55	30
	-1250	0.85	24	29	33	44	53	55	54	29

Generated Noise (GN)

Length (in.)	Face Velocity (fpm)	Generated Noise (dB)							
		63 Hz	125 Hz	250 Hz	500 Hz	1000 Hz	2000 Hz	4000 Hz	8000 Hz
All Lengths	+1250	65	55	51	51	48	49	50	46
	+750	50	38	30	38	38	36	32	28
	0	25	20	15	15	10	10	10	10
	-750	44	21	24	37	41	41	41	32
	-1250	59	36	39	47	50	55	58	51

Generated Noise Corrections

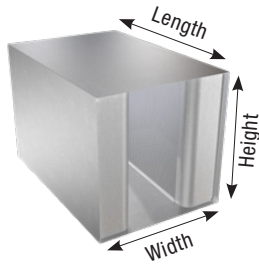
Silencer Face Area (ft²)	0.5	1	2	4	8	16	32	64	128
dB Addition or Reduction	-9	-6	-3	0	+3	+6	+9	+12	+15

Performance Notes:

1. Data tables are derived from values obtained in accordance with the latest version of ASTM E477.
2. "+" indicates performance data for forward flow (supply) applications.
3. "-" indicates performance data for reverse flow (return) applications.
4. Dynamic Insertion Loss is limited to 55 dB due to flanking.
5. For performance data specific to a configuration not cataloged, please use Price AIO Selection Software.
6. The performance data above is based on a 24 x 24 component.

RL/RM/RH

Rectangular Silencer



PERFORMANCE DATA

Width (in.): 24

Pressure Attenuation (PA) Code: B

Modules: 1

Geometry: M

Options: Film Lined

Dynamic Insertion Loss (DIL)

Length (in.)	Face Velocity (FPM)	Pressure Drop (in. w.g.)	Dynamic Insertion Loss (dB)							
			63 Hz	125 Hz	250 Hz	500 Hz	1000 Hz	2000 Hz	4000 Hz	8000 Hz
36	+1250	0.1	6	7	9	15	14	15	11	8
	+750	0.04	6	7	9	15	14	15	11	8
	0	0	6	7	9	15	14	15	11	8
	-750	0.04	6	7	10	15	15	15	11	8
	-1250	0.1	6	7	10	16	15	15	11	8
60	+1250	0.1	7	9	13	21	21	19	13	10
	+750	0.04	7	9	13	21	21	19	13	10
	0	0	7	9	13	21	22	19	13	10
	-750	0.04	8	10	14	22	22	19	13	9
	-1250	0.1	8	10	14	22	22	19	13	9
84	+1250	0.1	9	11	16	27	28	23	15	11
	+750	0.04	9	11	17	27	28	23	15	11
	0	0	9	11	17	28	29	23	14	11
	-750	0.04	9	12	18	28	29	23	14	11
	-1250	0.1	10	12	19	29	30	23	14	11
108	+1250	0.12	11	13	19	34	30	28	18	13
	+750	0.04	11	14	20	34	31	28	18	13
	0	0	11	14	21	35	32	28	17	13
	-750	0.04	12	15	22	35	32	28	17	13
	-1250	0.12	12	15	22	36	33	28	17	13

Generated Noise (GN)

Length (in.)	Face Velocity (fpm)	Generated Noise (dB)							
		63 Hz	125 Hz	250 Hz	500 Hz	1000 Hz	2000 Hz	4000 Hz	8000 Hz
All Lengths	+1250	45	31	23	34	35	31	26	22
	+750	31	20	15	21	26	18	10	10
	0	25	20	15	15	10	10	10	10
	-750	25	20	15	23	30	23	18	10
	-1250	38	20	19	33	38	37	35	26

Generated Noise Corrections

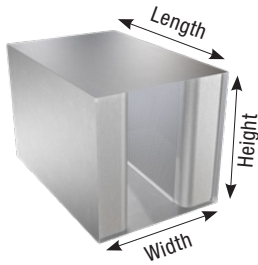
Silencer Face Area (ft ²)	0.5	1	2	4	8	16	32	64	128
dB Addition or Reduction	-9	-6	-3	0	+3	+6	+9	+12	+15

Performance Notes:

1. Data tables are derived from values obtained in accordance with the latest version of ASTM E477.
2. "+" indicates performance data for forward flow (supply) applications.
3. "-" indicates performance data for reverse flow (return) applications.
4. Dynamic Insertion Loss is limited to 55 dB due to flanking.
5. For performance data specific to a configuration not cataloged, please use Price AIO Selection Software.
6. The performance data above is based on a 24 x 24 component.

RL/RM/RH

Rectangular Silencer



PERFORMANCE DATA

Width (in.): 24
Pressure Attenuation (PA) Code: F
Modules: 1
Geometry: M
Options: Film Lined

Dynamic Insertion Loss (DIL)

Length (in.)	Face Velocity (FPM)	Pressure Drop (in. w.g.)	Dynamic Insertion Loss (dB)							
			63 Hz	125 Hz	250 Hz	500 Hz	1000 Hz	2000 Hz	4000 Hz	8000 Hz
36	+1250	0.51	7	10	14	22	23	25	19	13
	+750	0.18	7	10	14	23	23	25	19	13
	0	0	8	11	15	23	24	25	18	12
	-750	0.18	8	12	17	24	25	25	18	12
	-1250	0.51	9	12	17	25	26	25	18	12
60	+1250	0.66	10	15	21	32	37	39	23	15
	+750	0.24	11	16	22	33	38	39	22	15
	0	0	11	17	23	35	40	39	22	15
	-750	0.24	12	18	25	36	42	39	22	14
	-1250	0.66	14	19	27	37	43	39	22	14
84	+1250	0.66	15	20	26	35	41	49	27	17
	+750	0.24	16	21	27	36	43	49	27	17
	0	0	17	22	30	38	45	49	27	16
	-750	0.24	18	24	32	39	46	49	26	15
	-1250	0.66	19	25	34	40	48	49	26	15
108	+1250	0.79	20	24	31	38	46	55	32	19
	+750	0.28	21	26	33	39	47	55	31	18
	0	0	22	28	36	41	49	55	31	17
	-750	0.28	24	30	39	43	51	55	30	17
	-1250	0.79	25	32	41	44	53	55	30	16

Generated Noise (GN)

Length (in.)	Face Velocity (fpm)	Generated Noise (dB)							
		63 Hz	125 Hz	250 Hz	500 Hz	1000 Hz	2000 Hz	4000 Hz	8000 Hz
All Lengths	+1250	65	55	51	51	48	49	50	46
	+750	50	38	30	38	38	36	32	28
	0	25	20	15	15	10	10	10	10
	-750	44	21	24	37	41	41	41	32
	-1250	59	36	39	47	50	55	58	51

Generated Noise Corrections

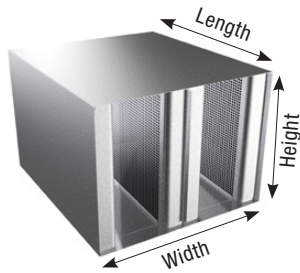
Silencer Face Area (ft ²)	0.5	1	2	4	8	16	32	64	128
dB Addition or Reduction	-9	-6	-3	0	+3	+6	+9	+12	+15

Performance Notes:

1. Data tables are derived from values obtained in accordance with the latest version of ASTM E477.
2. "+" indicates performance data for forward flow (supply) applications.
3. "-" indicates performance data for reverse flow (return) applications.
4. Dynamic Insertion Loss is limited to 55 dB due to flanking.
5. For performance data specific to a configuration not cataloged, please use Price AIO Selection Software.
6. The performance data above is based on a 24 x 24 component.

RL/RM/RH

Rectangular Silencer



PERFORMANCE DATA

Width (in.): 24

Pressure Attenuation (PA) Code: B

Modules: 2

Geometry: H

Options: Film Lined

Dynamic Insertion Loss (DIL)

Length (in.)	Face Velocity (FPM)	Pressure Drop (in. w.g.)	Dynamic Insertion Loss (dB)							
			63 Hz	125 Hz	250 Hz	500 Hz	1000 Hz	2000 Hz	4000 Hz	8000 Hz
36	+2000	0.17	5	5	8	14	21	24	16	12
	+1000	0.04	5	5	8	14	21	24	16	12
	0	0	5	5	8	14	22	24	16	12
	-1000	0.04	5	5	9	15	22	24	16	12
	-2000	0.17	5	5	9	15	22	24	16	12
60	+2000	0.18	6	7	10	19	28	30	18	13
	+1000	0.05	7	7	10	19	29	30	18	13
	0	0	7	7	11	20	29	30	18	13
	-1000	0.05	7	7	11	20	30	30	18	13
	-2000	0.18	7	7	11	20	30	30	18	13
84	+2000	0.2	8	8	12	24	36	35	21	14
	+1000	0.05	8	9	13	24	37	35	21	14
	0	0	9	9	13	25	37	35	21	14
	-1000	0.05	9	9	13	25	38	35	21	13
	-2000	0.2	9	9	14	26	39	35	20	13
108	+2000	0.22	10	10	14	29	44	41	23	15
	+1000	0.05	10	10	15	29	44	41	23	15
	0	0	10	11	15	30	45	41	23	14
	-1000	0.05	11	11	16	30	46	41	23	14
	-2000	0.22	11	11	16	31	47	41	23	14

Generated Noise (GN)

Length (in.)	Face Velocity (fpm)	Generated Noise (dB)							
		63 Hz	125 Hz	250 Hz	500 Hz	1000 Hz	2000 Hz	4000 Hz	8000 Hz
All Lengths	+2000	50	36	32	31	38	38	38	34
	+1000	30	20	15	15	25	21	17	14
	0	25	20	15	15	10	10	10	10
	-1000	34	20	15	15	27	31	29	25
	-2000	51	37	33	36	43	47	48	44

Generated Noise Corrections

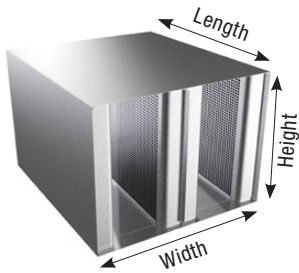
Silencer Face Area (ft ²)	0.5	1	2	4	8	16	32	64	128
dB Addition or Reduction	-9	-6	-3	0	+3	+6	+9	+12	+15

Performance Notes:

1. Data tables are derived from values obtained in accordance with the latest version of ASTM E477.
2. "+" indicates performance data for forward flow (supply) applications.
3. "-" indicates performance data for reverse flow (return) applications.
4. Dynamic Insertion Loss is limited to 55 dB due to flanking.
5. For performance data specific to a configuration not cataloged, please use Price AIO Selection Software.
6. The performance data above is based on a 24 x 24 component.

RL/RM/RH

Rectangular Silencer



PERFORMANCE DATA

Width (in.): 24
Pressure Attenuation (PA) Code: F
Modules: 2
Geometry: H
Options: Film Lined

Dynamic Insertion Loss (DIL)

Length (in.)	Face Velocity (FPM)	Pressure Drop (in. w.g.)	Dynamic Insertion Loss (dB)							
			63 Hz	125 Hz	250 Hz	500 Hz	1000 Hz	2000 Hz	4000 Hz	8000 Hz
36	+2000	0.68	7	8	11	21	28	34	24	16
	+1000	0.17	7	9	12	21	28	34	24	16
	0	0	7	9	12	21	29	34	24	16
	-1000	0.17	7	9	13	22	29	34	24	16
	-2000	0.68	7	9	13	22	30	34	24	15
60	+2000	0.69	8	11	16	28	41	46	33	20
	+1000	0.17	9	11	17	28	42	46	33	19
	0	0	9	11	17	29	42	46	32	19
	-1000	0.17	9	12	18	30	43	46	32	19
	-2000	0.69	9	12	19	30	44	46	32	18
84	+2000	0.82	10	13	20	35	44	55	38	23
	+1000	0.2	10	13	21	36	45	55	38	23
	0	0	11	14	22	37	46	55	37	22
	-1000	0.2	11	14	23	38	47	55	37	22
	-2000	0.82	12	15	23	38	48	55	37	21
108	+2000	0.89	12	15	24	39	47	55	43	26
	+1000	0.22	12	15	25	40	48	55	43	26
	0	0	14	16	26	41	49	55	42	25
	-1000	0.22	14	17	27	42	50	55	42	25
	-2000	0.89	15	17	28	43	51	55	42	24

Generated Noise (GN)

Length (in.)	Face Velocity (fpm)	Generated Noise (dB)							
		63 Hz	125 Hz	250 Hz	500 Hz	1000 Hz	2000 Hz	4000 Hz	8000 Hz
All Lengths	+2000	69	58	56	52	50	55	58	54
	+1000	50	36	32	31	38	38	38	34
	0	25	20	15	15	10	10	10	10
	-1000	51	37	33	36	43	47	48	44
	-2000	69	58	58	58	59	63	68	62

Generated Noise Corrections

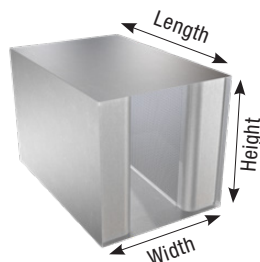
Silencer Face Area (ft²)	0.5	1	2	4	8	16	32	64	128
dB Addition or Reduction	-9	-6	-3	0	+3	+6	+9	+12	+15

Performance Notes:

1. Data tables are derived from values obtained in accordance with the latest version of ASTM E477.
2. "+" indicates performance data for forward flow (supply) applications.
3. "-" indicates performance data for reverse flow (return) applications.
4. Dynamic Insertion Loss is limited to 55 dB due to flanking.
5. For performance data specific to a configuration not cataloged, please use Price AIO Selection Software.
6. The performance data above is based on a 24 x 24 component.

RL/RM/RH

Rectangular Silencer



PERFORMANCE DATA

Width (in.): 24

Pressure Attenuation (PA) Code: B

Modules: 1

Geometry: H

Options: Film Lined

Dynamic Insertion Loss (DIL)

Length (in.)	Face Velocity (FPM)	Pressure Drop (in. w.g.)	Dynamic Insertion Loss (dB)							
			63 Hz	125 Hz	250 Hz	500 Hz	1000 Hz	2000 Hz	4000 Hz	8000 Hz
36	+2000	0.16	5	6	8	13	12	12	10	7
	+1000	0.04	5	6	8	13	12	12	10	7
	0	0	5	6	8	13	13	12	9	7
	-1000	0.04	5	6	9	13	13	12	9	7
	-2000	0.16	5	6	9	13	13	12	9	7
60	+2000	0.17	6	7	11	18	16	15	11	8
	+1000	0.04	6	8	11	18	17	15	11	8
	0	0	7	8	11	18	17	15	11	8
	-1000	0.04	7	8	12	18	17	15	11	8
	-2000	0.17	7	8	12	19	17	15	11	7
84	+2000	0.17	8	9	14	22	20	18	12	9
	+1000	0.04	8	9	14	23	21	18	12	9
	0	0	8	10	14	23	21	18	12	9
	-1000	0.04	9	10	15	24	21	18	12	8
	-2000	0.17	9	10	15	24	22	18	12	8
108	+2000	0.18	10	11	16	27	24	21	14	10
	+1000	0.04	10	11	17	28	25	21	14	10
	0	0	10	11	17	28	25	21	14	9
	-1000	0.04	10	12	18	29	26	21	14	9
	-2000	0.18	11	12	19	29	26	21	14	9

Generated Noise (GN)

Length (in.)	Face Velocity (fpm)	Generated Noise (dB)							
		63 Hz	125 Hz	250 Hz	500 Hz	1000 Hz	2000 Hz	4000 Hz	8000 Hz
All Lengths	+2000	50	36	32	31	38	38	38	34
	+1000	30	20	15	15	25	21	17	14
	0	25	20	15	15	10	10	10	10
	-1000	34	20	15	15	27	31	29	25
	-2000	51	37	33	36	43	47	48	44

Generated Noise Corrections

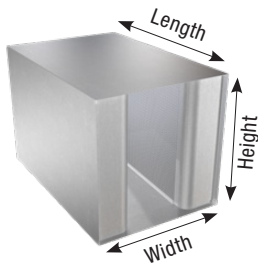
Silencer Face Area (ft ²)	0.5	1	2	4	8	16	32	64	128
dB Addition or Reduction	-9	-6	-3	0	+3	+6	+9	+12	+15

Performance Notes:

1. Data tables are derived from values obtained in accordance with the latest version of ASTM E477.
2. "+" indicates performance data for forward flow (supply) applications.
3. "-" indicates performance data for reverse flow (return) applications.
4. Dynamic Insertion Loss is limited to 55 dB due to flanking.
5. For performance data specific to a configuration not cataloged, please use Price AIO Selection Software.
6. The performance data above is based on a 24 x 24 component.

RL/RM/RH

Rectangular Silencer



PERFORMANCE DATA

Width (in.): 24
Pressure Attenuation (PA) Code: F
Modules: 1
Geometry: H
Options: Film Lined

Dynamic Insertion Loss (DIL)

Length (in.)	Face Velocity (FPM)	Pressure Drop (in. w.g.)	Dynamic Insertion Loss (dB)							
			63 Hz	125 Hz	250 Hz	500 Hz	1000 Hz	2000 Hz	4000 Hz	8000 Hz
36	+2000	0.8	7	9	13	19	20	21	17	13
	+1000	0.2	7	9	14	19	21	21	17	13
	0	0	7	9	14	19	21	21	17	13
	-1000	0.2	8	10	15	20	22	21	17	13
	-2000	0.8	8	10	15	20	22	21	17	13
60	+2000	0.79	9	13	18	25	30	30	20	14
	+1000	0.2	9	13	19	26	31	30	20	14
	0	0	9	14	20	27	31	30	20	14
	-1000	0.2	10	14	21	27	32	30	20	13
	-2000	0.79	10	15	22	28	33	30	20	13
84	+2000	0.79	11	17	24	32	38	38	23	15
	+1000	0.2	11	17	25	33	39	38	23	15
	0	0	11	18	26	34	40	38	22	14
	-1000	0.2	12	19	27	34	41	38	22	14
	-2000	0.79	12	19	28	35	42	38	22	14
108	+2000	0.77	12	21	29	39	47	47	25	16
	+1000	0.19	14	21	30	40	48	47	25	15
	0	0	14	22	32	41	49	47	25	15
	-1000	0.19	15	23	33	42	50	47	25	15
	-2000	0.77	15	24	34	43	51	47	25	14

Generated Noise (GN)

Length (in.)	Face Velocity (fpm)	Generated Noise (dB)							
		63 Hz	125 Hz	250 Hz	500 Hz	1000 Hz	2000 Hz	4000 Hz	8000 Hz
All Lengths	+2000	69	58	56	52	50	55	58	54
	+1000	50	36	32	31	38	38	38	34
	0	25	20	15	15	10	10	10	10
	-1000	51	37	33	36	43	47	48	44
	-2000	69	58	58	58	59	63	68	62

Generated Noise Corrections

Silencer Face Area (ft ²)	0.5	1	2	4	8	16	32	64	128
dB Addition or Reduction	-9	-6	-3	0	+3	+6	+9	+12	+15

Performance Notes:

1. Data tables are derived from values obtained in accordance with the latest version of ASTM E477.
2. "+" indicates performance data for forward flow (supply) applications.
3. "-" indicates performance data for reverse flow (return) applications.
4. Dynamic Insertion Loss is limited to 55 dB due to flanking.
5. For performance data specific to a configuration not cataloged, please use Price AIO Selection Software.
6. The performance data above is based on a 24 x 24 component.



Product Improvement is a continuing endeavour at Price. Therefore, specifications are subject to change without notice. Consult your Price Sales Representative for current specifications or more detailed information. Not all products may be available in all geographic areas. All goods described in this document are warranted as described in the Limited Warranty shown at priceindustries.com. The complete Price product catalog can be viewed online at priceindustries.com.