



All handing, controls or coils, is determined by looking into the inlet, with air hitting you in the back of the head

Right Hand Controls (Default)



Left Hand Controls (CLH)




Applicable for SDV, SDVQ, SDE, SDEQ, and RDV

Right Hand Controls


* Return air opening always opposite of controls

Left Hand Controls (Default)

* Return air opening always opposite of controls

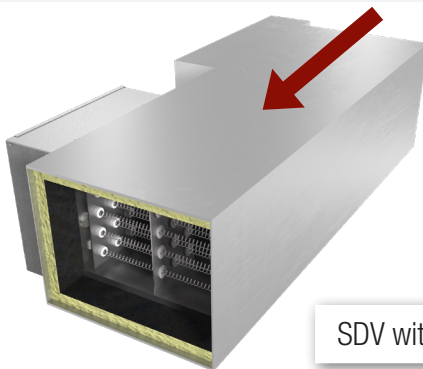


FDC



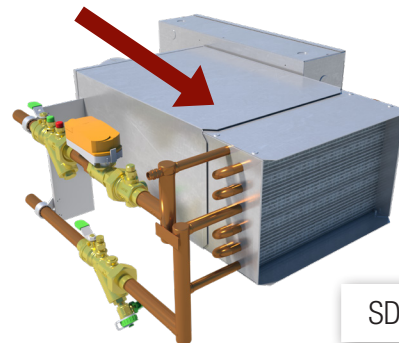
FDV

Right Hand Controls and Electric Heater Enclosure



SDV with EC

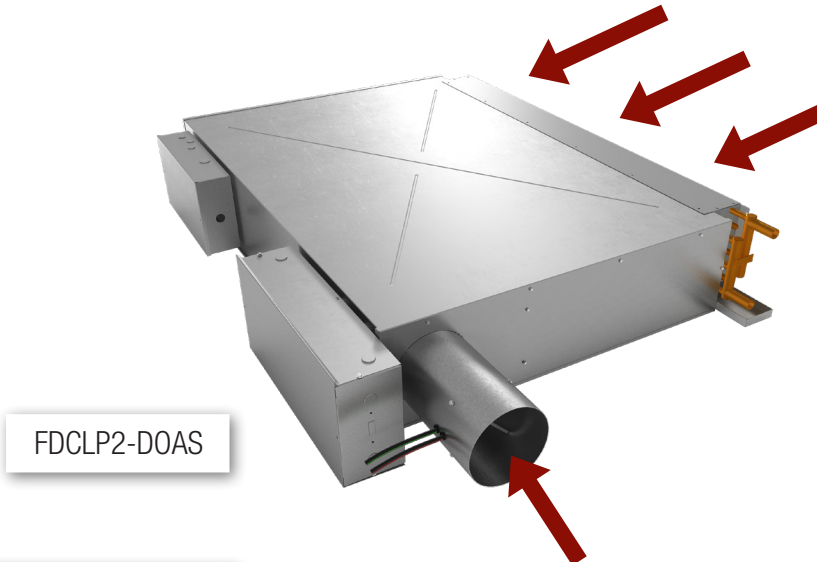
Left hand controls
Right Hand Coil Connection



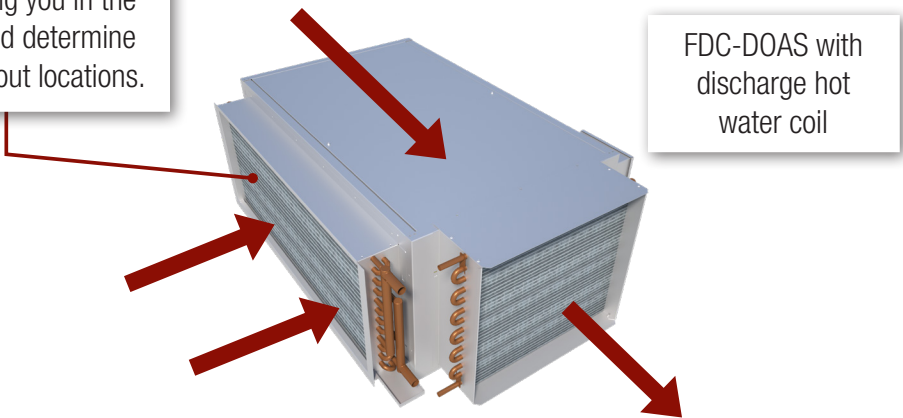
SDV with WC

Water coil handing can be selected independent of controls handing
Electric coil handing will match the selected controls handing

Left Hand Controls
Left Hand Coil Connection
*Cooling Coil location always opposite controls



Airflow direction changes for the DOAS coil! To determine DOAS coil handing, look into the inlet of the coil (with air hitting you in the back of the head), and determine handing for coil stub-out locations.



Left Hand Controls
Right Hand Cooling Coil Connection
Right Hand Heating Coil Connection
*Cooling Coil location always opposite controls