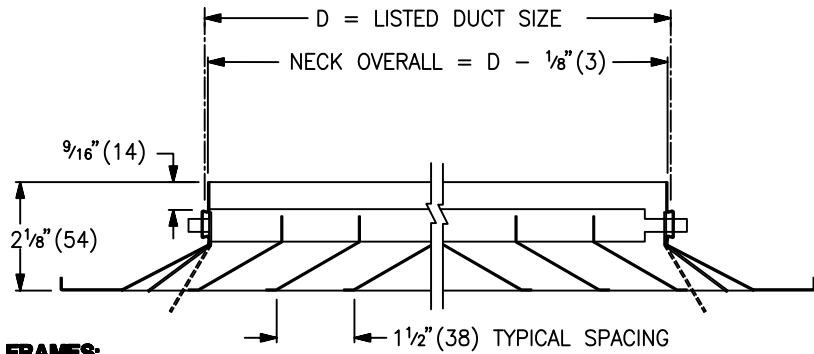
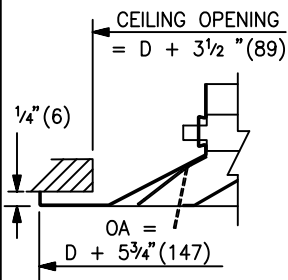


**SMDA/AMDA ADJUSTABLE DIFFUSER**

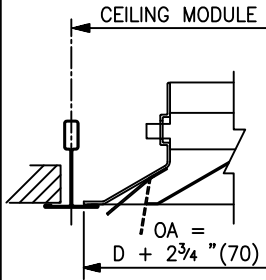


**FRAMES:**

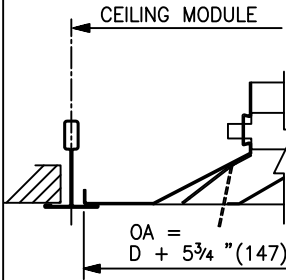
**1 SURFACE MOUNT**



**33 T-BAR**



**36 T-BAR**



**OPTIONS:**

- 3 COATED STEEL OPPOSED BLADE DAMPER (SHIPPED LOOSE)
- 3L COATED STEEL OPPOSED BLADE DAMPER (FACE OPERABLE, SHIPPED LOOSE)
- 3AL ALUM OPPOSED BLADE DAMPER (SHIPPED LOOSE)
- 3LAL ALUM OPPOSED BLADE DAMPER (FACE OPERABLE, SHIPPED LOOSE)
- SR SQUARE TO ROUND ADAPTOR (SHIPPED MOUNTED)
- SR2 SQUARE TO ROUND ADAPTOR (SHIPPED LOOSE)
- SR3 SQUARE TO ROUND ADAPTOR (SHIPPED LOOSE) WITH STEEL OPPOSED BLADE DAMPER (SHIPPED LOOSE)
- SR3L SQUARE TO ROUND ADAPTOR (SHIPPED LOOSE) WITH FACE OPERABLE STEEL DAMPER (SHIPPED LOOSE)
- SR3AL SQUARE TO ROUND ADAPTOR (SHIPPED LOOSE) WITH ALUM OPPOSED BLADE DAMPER (SHIPPED LOOSE)
- SR3LAL SQUARE TO ROUND ADAPTOR (SHIPPED LOOSE) WITH FACE OPERABLE ALUM DAMPER (SHIPPED LOOSE)
- SR8E SQUARE TO ROUND ADAPTOR (SHIPPED MOUNTED) WITH STEEL BUTTERFLY VOLUME CONTROL DAMPER (SHIPPED LOOSE) DAMPERS ARE ONLY AVAILABLE IN DUCT SIZES 4 TO 15
- TRV (THROW REDUCING VANE): ALUMINUM CONSTRUCTION.
- R6 INSULATION (DIFFUSER BACKPAN ONLY, SR NOT INSULATED, NOT AVAILABLE WITH FRAME 6)

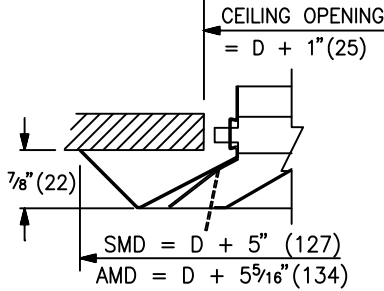
**MATERIAL:**

- SMDA - STEEL CONSTRUCTION (EXTR. ALUM. FRAME - STYLE 33 T-BAR AND STYLE 17 FINELINE)
- AMDA - ALUM. CONSTRUCTION (EXCEPT 3P,4P,17P: FRAME AND PANEL STEEL CONSTRUCTION)

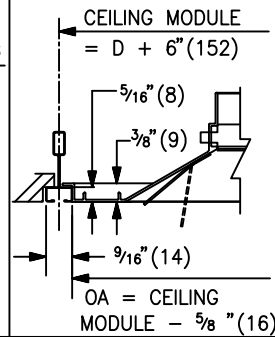
**FINISH:**

- B12 WHITE (OPTIONAL FINISHES AVAILABLE)

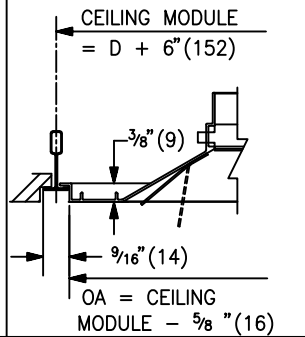
**6 BEVELLED**



**17 FINELINE**

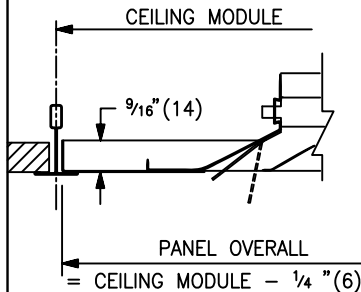


**17 TEGULAR 9/16" T-BAR**

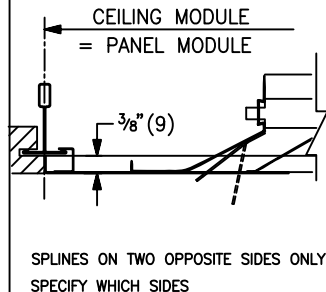


**PANELS:**

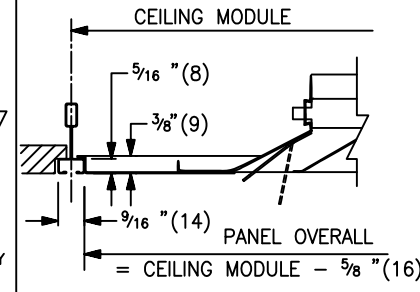
**3P T-BAR**  
 **3PA**



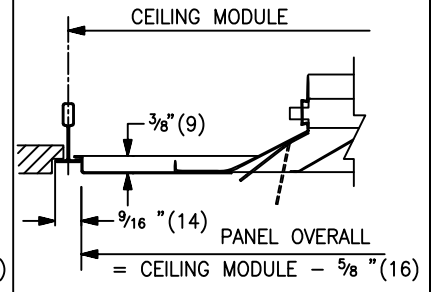
**4P SPLINE**  
 **4PA**



**17P FINELINE**  
 **17PA**



**17P TEGULAR 9/16" T-BAR**  
 **17PA**



ALL METRIC DIMENSIONS ( ) ARE SOFT CONVERTED. IMPERIAL DIMENSIONS ARE CONVERTED TO METRIC AND ROUNDED TO THE NEAREST MILLIMETER.

**PROJECT:**

**ENGINEER:**

**CUSTOMER:**

**SUBMITTAL DATE:**

**SPEC. SYMBOL:**



*MG*

**SMDA/AMDA**

218793

MODULAR CEILING DIFFUSER ADJUSTABLE

2015/05/20

**AVAILABLE DIFFUSER SIZES:**

1 SURFACE MOUNT & 6 BEVELLED	
MIN. SQUARE NECK 6x6 (152x152)	MIN. ROUND NECK 4 (102)
MAX. SQUARE NECK 24x24 (610x610)	MAX. ROUND NECK 24 (610)

CEILING MODULE	17 FINELINE	
	SQUARE NECK	ROUND NECK
12x12 (305x305)	6x6 (152x152)	4,5,6 (102,127,152)
24x24 (610x610)	18x18 (457x457)	8,10,12,14,15,16,18 (203,254,305,357,381,406,457)

CEILING MODULE	33 T-BAR (4A CORE ONLY)	
	NECK SIZE	NECK SIZE
12x12 (305x305)	9x9 (229x229)	6,7,8,9 (152,178,203,229)
24x24 (610x610)	21x21 (533x533)	12,14,15,16,18,20 (305,357,381,406,457,508)

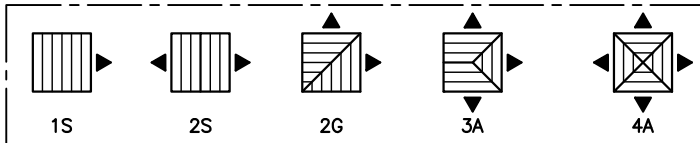
CEILING MODULE	36 T-BAR	
	NECK SIZE	NECK SIZE
12x12 (305x305)	6x6 (152x152)	4,5,6 (102,127,152)
24x12 (610x305)	18x6 (457x152)	6 (152)
24x24 (610x610)	18x18 (457x457)	8,10,12,14,15,16,18 (203,254,305,357,381,406,457)
30x30 (762x762)	24x24 (610x610)	12,14,15,16,18,20,22,24 (305,357,381,406,457,508,559,610)

CEILING MODULE	3P T-BAR PANEL	
	NECK SIZE	NECK SIZE
24x24 (610x610)	6x6,9x9,12x12,15x15 (152x152,229x229,305x305,381x381)	4,5,6,7,8,9,10,12,14,15 (102,127,152,178,203,229,254,305,357,381)

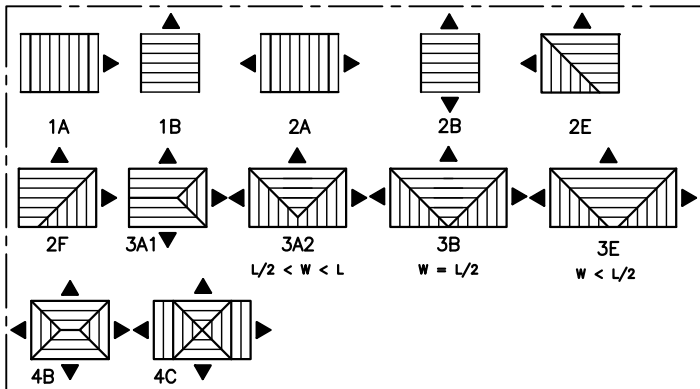
CEILING MODULE	4P SPLINE & 17P FINELINE PANEL	
	NECK SIZE	NECK SIZE
24x24 (610x610)	6x6,9x9,12x12,15x15,18x18 (152x152,229x229,305x305,381x381,457x457)	4,5,6,7,8,9,10,12,14,15,16,18 (102,127,152,178,203,229,254,305,357,381,406,457)

**AVAILABLE CORE STYLES:**

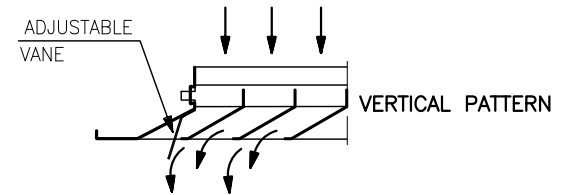
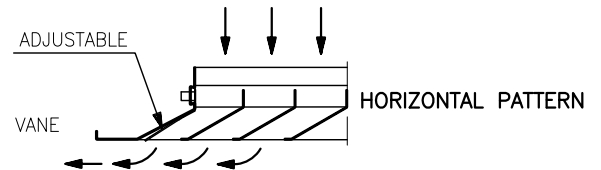
SQUARE CORE STYLE



RECTANGULAR CORE STYLE



**AIR PATTERN ADJUSTMENT:**



**NOTES:**

- DIRECTIONAL CORE REMOVABLE AT DIFFUSER FACE.
- CORE STYLES SHOWN ARE PLAN VIEW.

ALL METRIC DIMENSIONS ( ) ARE SOFT CONVERTED. IMPERIAL DIMENSIONS ARE CONVERTED TO METRIC AND ROUNDED TO THE NEAREST MILLIMETER.

<b>PROJECT:</b>		<b>PRICE®</b>
<b>ENGINEER:</b>		
<b>CUSTOMER:</b>		<b>SMDA/AMDA</b>
<b>SUBMITTAL DATE:</b>		218793
<b>SPEC. SYMBOL:</b>		MODULAR CEILING DIFFUSER ADJUSTABLE
		2022/10/14