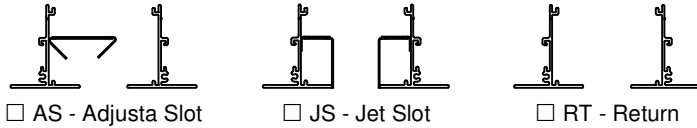
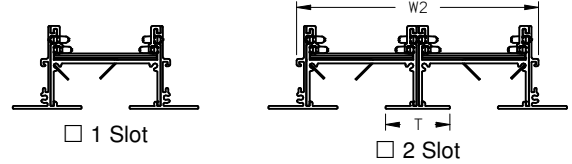


CF - CUSTOM FLOW

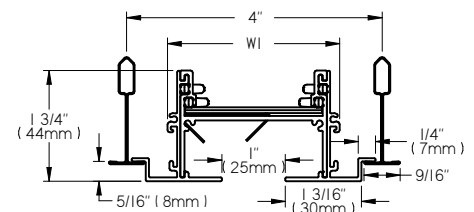
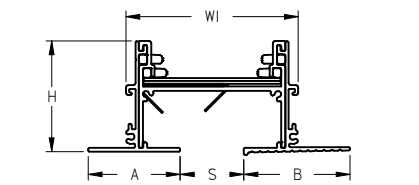
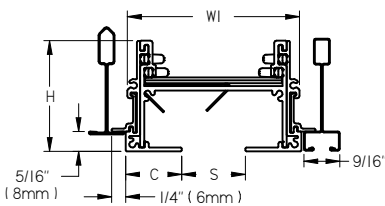
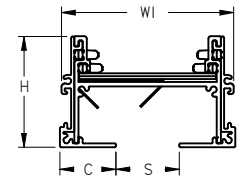
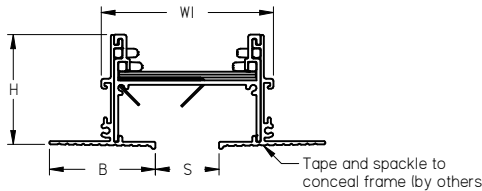
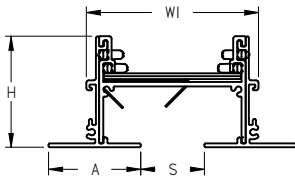
PATTERN CONTROLLER STYLE:



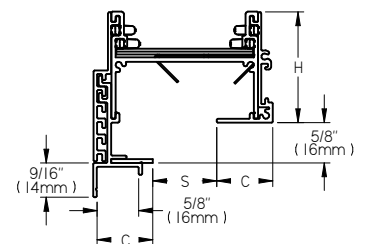
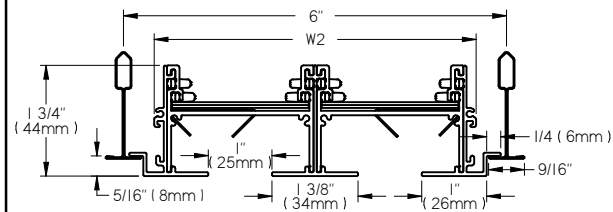
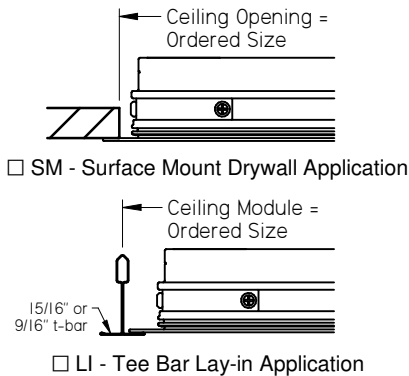
SLOT QUANTITY:



FRAME STYLE:



APPLICATION:



Slot Width (S)	A	B	C	H	W1 (1 Slot)	W2 (2 Slot)	T
<input type="checkbox"/> 1" (25mm)	1 7/16" (37mm)	1 11/16" (43mm)	7/8" (22mm)	1 3/4" (44mm)	2 3/4" (70mm)	5 1/16" (129mm)	1 3/8" (35mm)
<input type="checkbox"/> 1 1/2" (38mm)	1 11/16" (43mm)	1 15/16" (49mm)	1 1/8" (29mm)	2" (51mm)	3 3/4" (95mm)	7 1/16" (179mm)	1 7/8" (48mm)
<input type="checkbox"/> 2" (51mm)	1 15/16" (49mm)	2 3/16" (56mm)	1 3/8" (35mm)	2 1/4" (57mm)	4 3/4" (121mm)	9 1/16" (230mm)	2 3/8" (60mm)
<input type="checkbox"/> 2 1/2" (64mm)	2 3/16" (56mm)	2 3/8" (60mm)	1 5/8" (41mm)	2 1/2" (64mm)	5 3/4" (146mm)	11 1/16" (281mm)	2 7/8" (73mm)
<input type="checkbox"/> 3" (76mm)	2 7/16" (62mm)	2 5/8" (67mm)	1 7/8" (48mm)	2 3/4" (70mm)	6 3/4" (171mm)	13 1/16" (332mm)	3 3/8" (86mm)

ALL METRIC DIMENSIONS () ARE SOFT CONVERTED. IMPERIAL DIMENSIONS ARE CONVERTED TO METRIC AND ROUNDED TO THE NEAREST MILLIMETER.

PROJECT:

ENGINEER:

CUSTOMER:

SUBMITTAL DATE:

SPEC. SYMBOL:

PRICE

MG

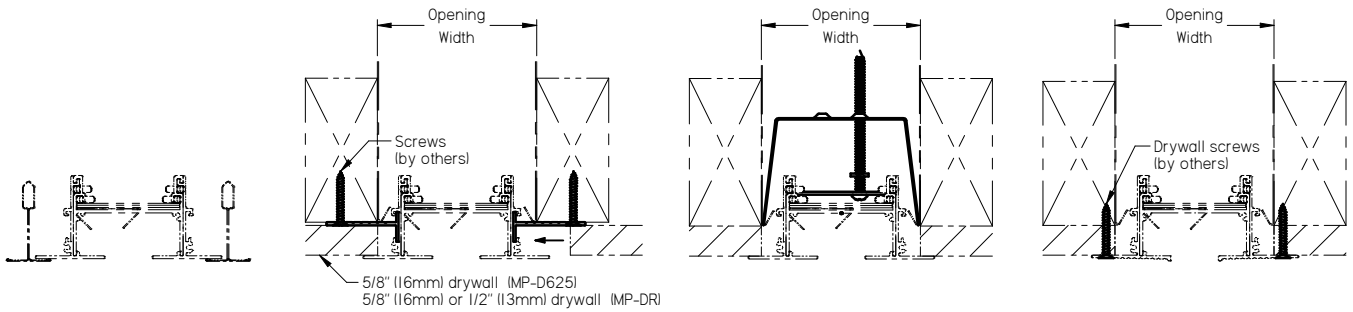
267996

2022/04/29

CF
CUSTOM FLOW
LINEAR SLOT DIFFUSER

CF - CUSTOM FLOW

MOUNTING:



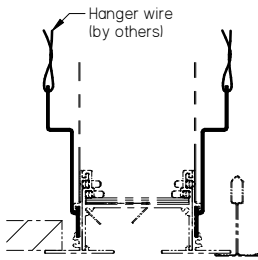
NO-MOUNT -
No mounting hardware

MP-D625 -
Non-Rev. 5/8" Drywall Mtg. Clip

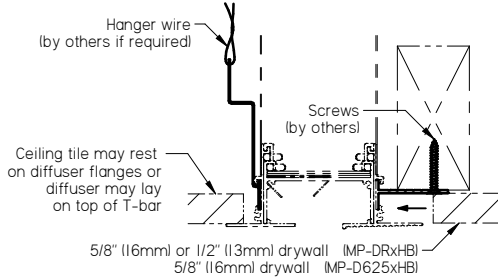
C -
Concealed Mounting Bracket

A - Countersunk Holes

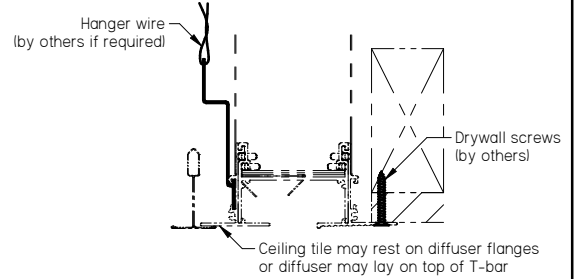
MP-DR -
Reversible 1/2" or 5/8" Drywall Mtg. Clip



HB - Hanger Brackets
• Compatible with EF, TZ-4, TZ-6



MP-D625xHB -
Non-Rev. 5/8" Drywall Mtg. Clip & Hanger Brackets



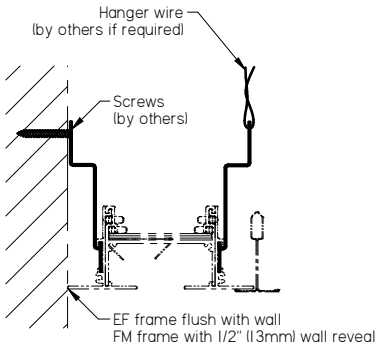
AxHB -
Countersunk Holes & Hanger Brackets

HBN - Hanger Brackets (Narrow)
• Compatible with FM, TG916

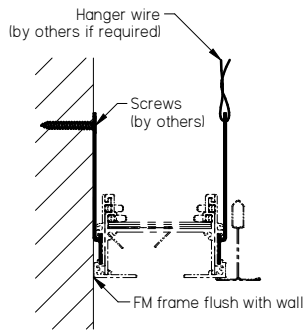
MP-DRxHB -
Reversible Drywall Mtg. Clip & Hanger Brackets

• Must be used with straight-walled plenum

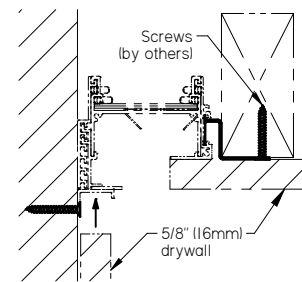
• Must be used with straight-walled plenum



HB - Perimeter Wall Brackets
(Flush / Reveal)



HBN - Perimeter Wall Brackets
(Flush)



OFS - 5/8" Offset Clip

ALL METRIC DIMENSIONS () ARE SOFT CONVERTED. IMPERIAL DIMENSIONS ARE CONVERTED TO METRIC AND ROUNDED TO THE NEAREST MILLIMETER.

PROJECT:

ENGINEER:

CUSTOMER:

SUBMITTAL DATE:

SPEC. SYMBOL:

PRICE	
<i>MG</i>	CF
267996	CUSTOM FLOW LINEAR SLOT DIFFUSER
2022/04/29	

CF - CUSTOM FLOW

Slot Width	Slot Qty.	Opening Width
1" (25mm)	1	3 3/8" (86mm)
	2	5 11/16" (144mm)
1 1/2" (38mm)	1	4 3/8" (111mm)
	2	7 11/16" (195mm)
2" (51mm)	1	5 3/8" (137mm)
	2	9 11/16" (246mm)
2 1/2" (64mm)	1	6 3/8" (162mm)
	2	11 11/16" (297mm)
3" (76mm)	1	7 3/8" (187mm)
	2	13 11/16" (348mm)

*Opening width is outside dimension of field built plenum with hemmed edges.

If no plenum is used, opening width may be additionally reduced by up to 1/4" (6mm).

	Mounting Option Availability									CMF-EF
	SM				LI					
	CMF	EF	FM	OFS	EF	FM	TG916	TZ-4		
NO-MOUNT					•	•	•	•	•	
MP-D625	•	•	•							
MP-DR	•	•	•							
C	○	•								
A	•									
HB					•	•		•	•	
HBN					•		•			
OFS				•						
MP-DRxHB										•
MP-D625xHB										•
AxHB										•

- Available
- Available, but not recommended

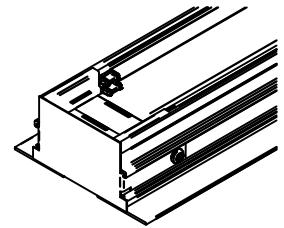
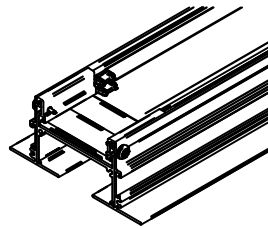
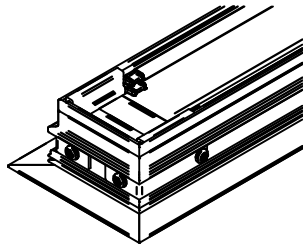
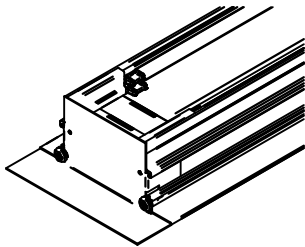
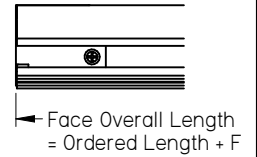

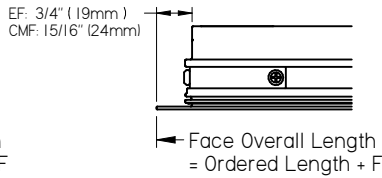
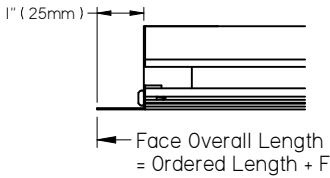
END CONDITIONS:

- W - Flanged End
• EF, CMF only

- X - Mitered End
• EF, CMF, FM only

- Y - Open End

- Z - Flush End



For splicing together multiple sections

End Condition	F						
	SM application			LI application			
	CMF	EF	FM, OFS	EF	FM	TG916, TZ-4, TZ-6	CMF-EF
WW	+1 1/16" (+27mm)	+1 1/4" (+32mm)	-	-1/4" (-6mm)	-	-	-
WX	+1 1/16" (+27mm)	+15/16" (+24mm)	-	-1/4" (-6mm)	-	-	-
WY	+9/16" (+14mm)	+5/8" (+16mm)	-	-1/8" (-3mm)	-	-	-
WZ	+7/16" (+11mm)	+1/2" (+13mm)	-	-1/4" (-6mm)	-	-	-
XX	+1 1/16" (+27mm)	+11/16" (+17mm)	-1/8" (-3mm)	-1/4" (-6mm)	-1/4" (-6mm)	-	-
XY	+9/16" (+14mm)	+3/8" (+10mm)	-1/16" (-2mm)	-1/8" (-3mm)	-1/8" (-3mm)	-	-
XZ	+7/16" (+11mm)	+1/4" (+6mm)	-1/8" (-3mm)	-1/4" (-6mm)	-1/4" (-6mm)	-	-
YY	0	0	0	0	0	0	0
YZ	-1/8" (-3mm)	-1/8" (-3mm)	-1/16" (-2mm)	-1/8" (-3mm)	-1/8" (-3mm)	-5/16" (-8mm)	-1/8" (-3mm)
ZZ	-1/4" (-6mm)	-1/4" (-6mm)	-1/8" (-3mm)	-1/4" (-6mm)	-1/4" (-6mm)	-5/8" (-16mm)	-1/4" (-6mm)

ALL METRIC DIMENSIONS () ARE SOFT CONVERTED. IMPERIAL DIMENSIONS ARE CONVERTED TO METRIC AND ROUNDED TO THE NEAREST MILLIMETER.

PROJECT:

ENGINEER:

CUSTOMER:

SUBMITTAL DATE:

SPEC. SYMBOL:

PRICE

MS

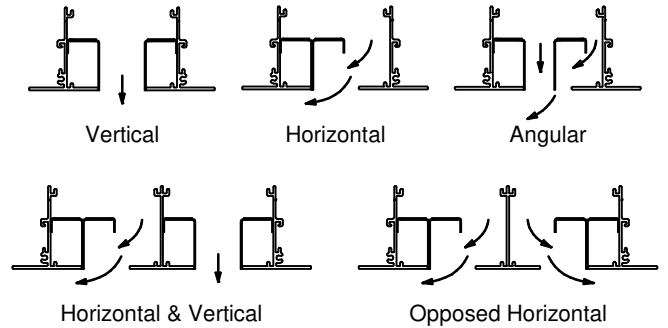
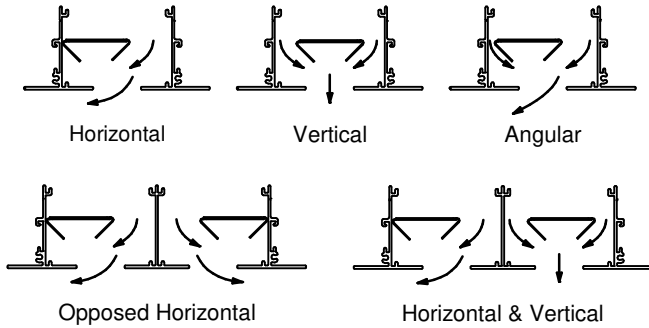
267996

2022/04/29

CF
CUSTOM FLOW
LINEAR SLOT DIFFUSER

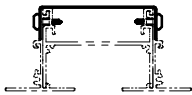
CF - CUSTOM FLOW

PATTERN CONTROLLER ADJUSTMENTS:

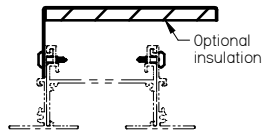


ACCESSORIES:

- Identical length to diffuser
- To be field trimmed and installed



MB - Metal Blank Off



RB - Return Baffle
 RBI - Return Baffle (Insulated)

• Only available with RT

FINISH:

• Diffuser face:

Standard Finishes:

- B12 - Standard white
- PA - Prepared and washed aluminum

Optional Finishes Available:

- Optional colors
- Custom colors
- Anodized
- Woodgrain patterns
- Armstrong coordinated finishes
- See finishes brochure for additional information. Contact your PRICE representative for leadtimes and pricing.

• CMF outer frames are supplied with a PA finish. On 2 slot variations, only center tee will be painted.

• OFS frame is supplied as B17 black

• Interior surface:

- NO-BFR - Upper frame to match diffuser face (JS)
- BFR - B17 black upper frame stack (AS, RT)

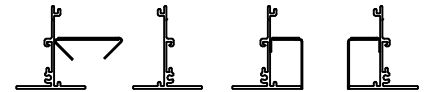
- Pattern controllers - B17 black
- Z endcaps - B17 black
- Return baffle - B17 black
- Metal blank off - B17 black



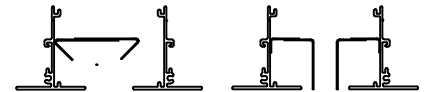
Scan for link to additional product information and installation instructions.

ALL METRIC DIMENSIONS () ARE SOFT CONVERTED. IMPERIAL DIMENSIONS ARE CONVERTED TO METRIC AND ROUNDED TO THE NEAREST MILLIMETER.

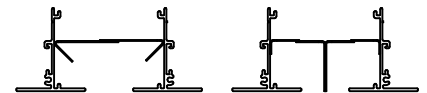
• Fully open:



• Partially dampered:



• Fully dampered:



MAXIMUM SECTION LENGTH:

- 96" (2438mm)
- 120" (3048mm)

MATERIAL:

- Extruded aluminum frame, spacers, and drywall mounting clips
- Steel pattern controllers, Z endcaps, return baffles, and metal blank offs
- Plastic locking pins
- Coated steel fasteners, concealed mounting brackets, hanger brackets, and offset clips

NOTES:

- Minimum length 12" (305mm)
- Sizes over maximum section length will be provided in multiple sections
- For installation instructions, instructions for drywall finishing, or instructions for field trimming, please see CF installation manual
- Taping and plaster finishing by others
- For field cut packs, see CFK model
- Field trimming not recommended for X ends
- Replacement parts can be ordered through CFK or GRD-PARTS models
- For use with model CFP, UP, and UPL plenums
- Only compatible with model MC-CF mitered corner modules
- Factory tolerance +/- 1/32" (1mm)

PROJECT:

ENGINEER:

CUSTOMER:

SUBMITTAL DATE:

SPEC. SYMBOL:

PRICE	
<i>MG</i>	CF
267996	CUSTOM FLOW LINEAR SLOT DIFFUSER
2022/04/29	