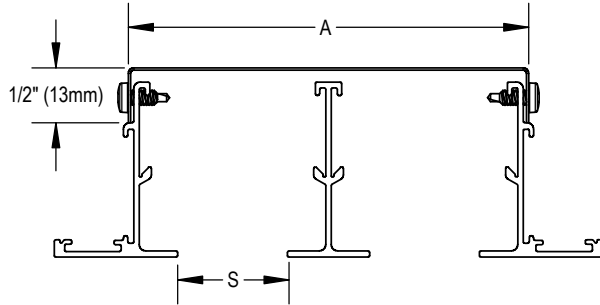


**MBL  
METAL BLANK-OFF**

SDS/SDR - Linear Slot Diffuser



Slot Qty.	Slot Width			
	<input type="checkbox"/> 1/2"	<input type="checkbox"/> 3/4"	<input type="checkbox"/> 1"	<input type="checkbox"/> 1 1/2"
	A			
<input type="checkbox"/> 1 Slot	1 1/2" (38mm)	1 3/4" (44mm)	2" (51mm)	2 1/2" (64mm)
<input type="checkbox"/> 2 Slot	2 3/4" (70mm)	3 1/4" (83mm)	3 3/4" (95mm)	4 3/4" (121mm)
<input type="checkbox"/> 3 Slot	4" (102mm)	4 3/4" (121mm)	5 1/2" (140mm)	7" (178mm)
<input type="checkbox"/> 4 Slot	5 1/4" (133mm)	6 1/4" (159mm) 5 1/4" (133mm) *	7 1/4" (184mm)	9 1/4" (235mm)
<input type="checkbox"/> 5 Slot	6 1/2" (165mm)	7 3/4" (197mm)	9" (229mm)	11 1/2" (292mm)
<input type="checkbox"/> 6 Slot	7 3/4" (197mm)	9 1/4" (235mm)	10 3/4" (273mm)	13 3/4" (349mm)
<input type="checkbox"/> 7 Slot	9" (229mm)	10 3/4" (273mm)	12 1/2" (318mm)	16" (406mm)
<input type="checkbox"/> 8 Slot	10 1/4" (260mm)	12 1/4" (311mm)	14 1/4" (362mm)	18 1/4" (464mm)
<input type="checkbox"/> 9 Slot	11 1/2" (292mm)	13 3/4" (349mm)	16" (406mm)	20 1/2" (521mm)
<input type="checkbox"/> 10 Slot	12 3/4" (324mm)	15 1/4" (387mm)	17 3/4" (451mm)	22 3/4" (578mm)

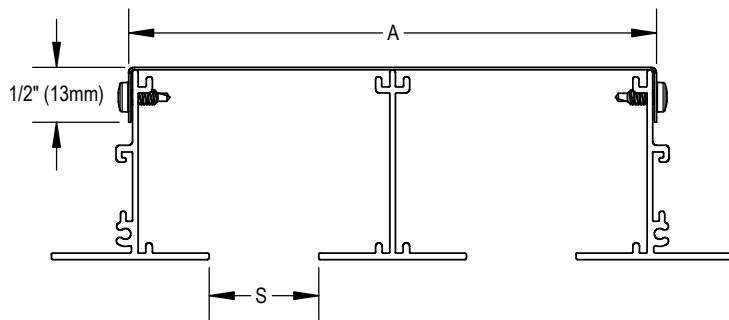
\* For type 18 and 19 frames only

SDS Frame Type	
<input type="checkbox"/>	1 : Flange Frame Screw-Mounted
<input type="checkbox"/>	1B : Flange Frame No Screw Holes
<input type="checkbox"/>	2 : Flange Frame Concealed Mounting
<input type="checkbox"/>	8 : Plaster Frame Concealed Mounting
<input type="checkbox"/>	8A : Plaster Frame Countersunk Screw Mounting
<input type="checkbox"/>	9A : Suspended Ceiling 3/4" (19mm) Frame
<input type="checkbox"/>	9B : Suspended Ceiling 7/8" (22mm) Frame
<input type="checkbox"/>	12 : Concealed Spine
<input type="checkbox"/>	14 : Inverted T-Bar 1" (25mm) Lay-In Flush Frame
<input type="checkbox"/>	15 : Inverted T-Bar 1" (25mm) Lay-On
<input type="checkbox"/>	17 : Narrow Member T-Bar 9/16" x 5/16"
<input type="checkbox"/>	18 : Techzone Ceiling Lay-In Application
<input type="checkbox"/>	19 : Techzone Ceiling Lay-In Application
<input type="checkbox"/>	20 : Techzone Ceiling Lay-In Application
<input type="checkbox"/>	916 : Inverted T-Bar 9/16" Lay-In Flush Face

20 Frame: 3/4" (19mm) slot width and 1 to 3 slots only

18 & 19 Frame: 3/4" (19mm) slot width and 1 to 4 slots only

CF - Custom Flow



Slot Width	Slot Qty.	
	<input type="checkbox"/> 1 Slot	<input type="checkbox"/> 2 Slot
	A	
<input type="checkbox"/> 1"	2 9/16" (66mm)	4 7/8" (124mm)
<input type="checkbox"/> 1 1/2"	3 9/16" (91mm)	6 7/8" (175mm)
<input type="checkbox"/> 2"	4 9/16" (116mm)	8 7/8" (226mm)
<input type="checkbox"/> 2 1/2"	5 9/16" (142mm)	10 7/8" (277mm)
<input type="checkbox"/> 3"	6 9/16" (167mm)	12 7/8" (328mm)

CF Frame Type	
<input type="checkbox"/>	EF: Exposed Frame
<input type="checkbox"/>	CMF: Concealed Mud Frame
<input type="checkbox"/>	FM: Flush Mount
<input type="checkbox"/>	OFS: 5/8" (16) Offset Frame
<input type="checkbox"/>	TG916: 9/16" T regular or Bolt Slot T-Bar
<input type="checkbox"/>	TZ-4: 4" (102) Techzone Module
<input type="checkbox"/>	TZ-6: 6" (154) Techzone Module

TZ-6 Frame: 1" (25mm), 2 Slot Only

TZ-4 Frame: 1" (25mm), 1 Slot Only

OFS Frame: 1 Slot Only

ALL METRIC DIMENSIONS ( ) ARE SOFT CONVERTED. IMPERIAL DIMENSIONS ARE CONVERTED TO METRIC AND ROUNDED TO THE NEAREST MILLIMETER

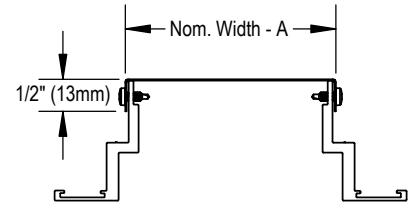
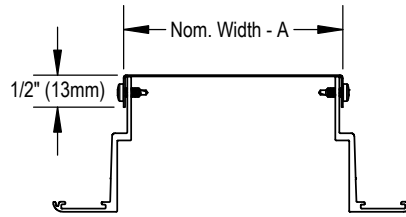
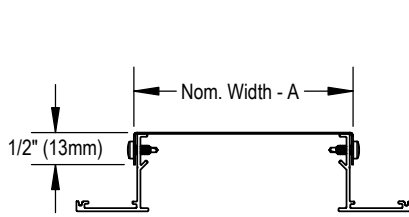
<b>PROJECT:</b>		<b>PRICE</b> <sup>®</sup>
<b>ENGINEER:</b>		
<b>CUSTOMER:</b>		<b>MBL METAL BLANK-OFF FOR LINEAR SLOT DIFFUSERS AND GRILLES</b>
<b>SUBMITTAL DATE:</b>		
<b>SPEC. SYMBOL:</b>		274525
		2022-06-14

**MBL  
METAL BLANK-OFF**

LBP - Linear Bar Grille (Pressed Core)

LBPH - Heavy Duty Linear Bar Grille (Pressed Core)

LBMH - Heavy Duty Linear Bar Grille (Mandrel Tube)



LBP Frame Type	
<input type="checkbox"/>	750: 3/4" (19mm) Border
<input type="checkbox"/>	1000: 1" (25mm) Border
<input type="checkbox"/>	1250: 1 1/4" (32mm) Border

LBPH Frame Type	
<input type="checkbox"/>	125: 1/8" (3mm) Border
<input type="checkbox"/>	187: 3/16" (5mm) Border
<input type="checkbox"/>	750: 3/4" (19mm) Border
<input type="checkbox"/>	1000: 1" (25mm) Border
<input type="checkbox"/>	1000S: 1" (25mm) Border with Square Edge
<input type="checkbox"/>	1250: 1 1/4" (32mm) Border
<input type="checkbox"/>	CPF: Concealed Plaster Frame

LBMH Frame Type	
<input type="checkbox"/>	125: 1/8" (3mm) Border
<input type="checkbox"/>	187: 3/16" (5mm) Border
<input type="checkbox"/>	750: 3/4" (19mm) Border
<input type="checkbox"/>	1000: 1" (25mm) Border
<input type="checkbox"/>	1250: 1 1/4" (32mm) Border

Product	A						
	Frame Type						
	CPF	125	187	750	1000	1000S	1250
LBP	-	-	-	1/2" (13mm)	1/2" (13mm)	-	1/2" (13mm)
LBPH	7/8" (22mm)	7/8" (22mm)	7/8" (22mm)	1/2" (13mm)	1/2" (13mm)	1/2" (13mm)	1/2" (13mm)
LBMH	-	7/8" (22mm)	7/8" (22mm)	5/8" (16mm)	5/8" (16mm)	-	5/8" (16mm)

**FINISH:**

Standard Finish:

- B17 - Black

Optional Finishes Available:

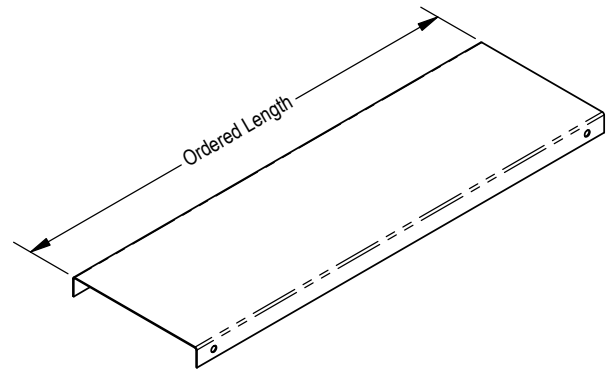
- SPL - Special Finish

**MATERIAL:**

- Cold rolled steel

**NOTES:**

- Available in 1" (25mm) increments.
- Min. length = 12" (305mm), max length = 96" (2438mm)
- Min. width = 1 1/2" (38mm), max. width = 24" (610mm)
- Min. width = 2" (51mm), max. width = 24" (610mm) - For LBPH 125, 187, CPF Frames
- Min. width = 2" (51mm), max. width = 24" (610mm) - For LBMH 125, 187 Frames
- Factory tolerance = ±1/32" (1mm)



ALL METRIC DIMENSIONS ( ) ARE SOFT CONVERTED. IMPERIAL DIMENSIONS ARE CONVERTED TO METRIC AND ROUNDED TO THE NEAREST MILLIMETER

<b>PROJECT:</b>		<b>PRICE</b> <sup>®</sup>	
<b>ENGINEER:</b>		<i>MJ</i> <b>274525</b>	<b>MBL METAL BLANK-OFF FOR LINEAR SLOT DIFFUSERS AND GRILLES</b>
<b>CUSTOMER:</b>			
<b>SUBMITTAL DATE:</b>	<b>SPEC. SYMBOL:</b>	2022-06-14	